



Photo Source: Canterbury City Libraries\_CD3\_Img0034

**DRAWING SET:**

A1.00 GLOSSARY

**EXISTING**

AE1.01 SITE PLAN  
AE1.02 GROUND FLOOR PLAN  
AE1.03 FIRST FLOOR PLAN  
AE1.04 SECOND FLOOR PLAN  
AE1.05 ROOF PLAN  
AE1.06 GROUND FLOOR RCP  
AE1.07 FIRST FLOOR RCP  
AE1.08 SECOND FLOOR RCP

AE2.01 NORTH ELEVATION  
AE2.02 EAST ELEVATION  
AE2.03 SOUTH ELEVATION  
AE2.04 WEST ELEVATION

AE3.01 SECTION A  
AE3.02 SECTION B  
AE3.03 SECTION C  
AE3.04 SECTION D  
AE3.05 SECTION E

**FULL RESTORATION**

AF1.01 SITE PLAN  
AF1.02 GROUND FLOOR PLAN  
AF1.03 FIRST FLOOR PLAN  
AF1.04 SECOND FLOOR PLAN  
AF1.05 ROOF PLAN  
AF1.06 GROUND FLOOR RCP  
AF1.07 FIRST FLOOR RCP  
AF1.08 SECOND FLOOR RCP

AF2.01 NORTH ELEVATION  
AF2.02 EAST ELEVATION  
AF2.03 SOUTH ELEVATION  
AF2.04 WEST ELEVATION

AF3.01 SECTION A  
AF3.02 SECTION B  
AF3.03 SECTION C  
AF3.04 SECTION D  
AF3.05 SECTION E

**STAGED RESTORATION**

AS1.01 SITE PLAN  
AS1.02 GROUND FLOOR PLAN  
AS1.03 FIRST FLOOR PLAN  
AS1.04 SECOND FLOOR PLAN  
AS1.05 ROOF PLAN

AS2.01 NORTH ELEVATION  
AS2.02 EAST ELEVATION  
AS2.03 SOUTH ELEVATION  
AS2.04 WEST ELEVATION

FOR INFORMATION

31 MARCH 2017

O L D M U N I C I P A L C H A M B E R S B U I L D I N G  
REPAIRS, RECONSTRUCTION & RESTORATION



DO NOT SCALE  
THE CONTRACTOR SHALL VERIFY ALL DIMENSIONS ON SITE PRIOR TO COMMENCING ANY WORK.

ALL STRUCTURAL DRAWINGS TO BE READ IN CONJUNCTION WITH ARCHITECTURAL, CIVIL, FIRE, MECHANICAL & ELECTRICAL DRAWINGS.

**PRELIMINARY**  
NOT FOR CONSTRUCTION

**DRAWING IN PROGRESS**

NOTES

REVISIONS

**BRICK MASONRY WALLS**

BRICK MASONRY REPOINTING INSITU	BM1	RAKE OUT JOINTS & POINTING 20MM, EXCEPT IN ENTRY PORCH, WHICH IS TO REMAIN.
BRICK MASONRY DAMAGED WALL & CRACK REPAIR	BM2	REMOVE CRACKED BRICKS. RECONSTRUCT PARTIALLY DECONSTRUCTED WALLS BY RE-BEDDING IN NEW REPAIR BRICKS. DEEP RAKE OUT OF JOINTS FOR REPOINTING. INJECT CRACKS FULL DEPTH. REPOINT AS FOR BM1. POINTING TO EXTERIOR TO BE WEATHER STRUCK TO MATCH EXISTING.
CONCRETE STRENGTHENING WALLS INLAID INTO BRICK URM WALLS	BM3	REMOVE BRICK WYTHES FROM ONE SIDE OF WALL FOR NEW CONCRETE STRENGTHENING WALLS OF THICKNESS SHOWN ON ENGINEERING DRAWINGS. STRAP & LINE OF SOLID RENDER FINISH AS ORIGINAL.
BRICK MASONRY DECONSTRUCTION & RECONSTRUCTION OVER CONCRETE WALLS	BM4	RECORD ALL BRICKWORK FOR ORIGINAL LOCATION & PATTERN. RECONSTRUCT DECONSTRUCTED WALL AREAS TO ORIGINAL COURSING AS A FULL BRICK FACING WITH CAVITY OVER CONCRETE.
TURRET MASONRY	BM5	RECONSTRUCT BRICK MASONRY AS FULL FACING BRICKS OVER STEEL STRUCTURE. ERECT MASONRY COMPLETE WITH LIMESTONE WINDOW DRESSING. REINSTALL TIMBER WINDOW JOINERY.
FRIEZE & DECORATIVE TILES	BM6	RECONSTRUCT FRIEZE TILES TO THE TURRET & DECORATIVE TILES TO THE CHIMNEYS.
FIGURINES	BM7	TERRACOTTA REPLICAS OF ORIGINALS CAST FOR PURPOSE. RECONSTRUCT ALCOVE FRAME WITH BRICKWORK.

**STONE MASONRY ELEMENTS**

WINDOW DRESSINGS, TRANSOMS & MULLIONS- REPAIR OF.	SM1	REFACE ALL MULLIONS & TRANSOMS. REBATE BACK FACE FOR NEW STEEL SUPPORT BARS. REINSTATE OVER STRUCTURAL SUPPORT FRAMES.
WINDOW DRESSINGS, TRANSOMS & MULLIONS.- REPLACEMENT OF	SM2	REMOVE LIMESTONE ELEMENTS BEYOND REPAIR. CARVE NEW STONE FROM LIMESTONE OF MATCHING COLOUR TO ORIGINAL PROFILES. REBATE BACK FACE FOR NEW STEEL SUPPORT BARS. REINSTATE OVER STRUCTURAL SUPPORT FRAMES.
ORIEL WINDOW OPENING	SM3	REFACE LIMESTONE ELEMENTS & REPAIR AS NECESSARY.
GRIFFONS	SM4	REINSTALL STONE GRIFFONS.
BALUSTRADE	SM5	RESTORE ORIGINAL BALUSTERS & CAPPING. RECONSTRUCT & FIX BACK TO MS SECURING MEMBERS.
CHAMBER SOUTH WINDOW	SM6	WINDOW TO BE CONSTRUCTED FROM CONCRETE OVER STEEL FRAME. PLASTER FINISH TO ORIGINAL PROFILES. GLAZE WITH RESTORED STAINED GLASS & LEADLIGHT PANES.

**CHIMNEYS**

EXISTING REMAINING INSITU	CH1	RECORD & DECONSTRUCT STORING BRICKS FOR RECONSTRUCTION. REFER TO CH2 FOR RECONSTRUCTION.
DECONSTRUCT FOR RECONSTRUCTION	CH2	RECORD & DECONSTRUCT CHIMNEY TO HEIGHT SHOWN. CHIMNEYS ABOVE DECONSTRUCTED LEVEL ARE TO BE RECONSTRUCTED TO ORIGINAL FORM USING SALVAGED BRICKS OVER NEW SUPPORT STRUCTURE.

**ROOF**

TERRACOTTA CLAY TILES	R1	RECORD & REMOVE ROOF & RIDGE TILES. REPLACE WITH NEW OF ORIGINAL PATTERN WHERE ORIGINAL IN POOR CONDITION. REPAIR / REPLACE FRAMING TIMBERS. NEW STRUCTURAL STEEL CONNECTORS TO BE INSTALLED WITH PLY BRACING DIAPHRAGM. NEW BATTENS & TILES TO ORIGINAL PATTERN. REUSE SOUND ORIGINAL RIDGE & ROOF TILES & USE NEW WHERE NECESSARY.
CORRUGATED STEEL, FULL RESTORATION	R2	REMOVE EXISTING CORRUGATED ROOFING. SEE R1 FOR INSTALLATION OF NEW STRUCTURAL ELEMENTS. NEW PURLINS, UNDERLAY & CORRUGATED ROOFING.
MEMBRANE ROOF, INTERNAL GUTTERS & OUTLETS	R3	REMOVE EXISTING MEMBRANE ROOFING INCLUDING SUBSTRATE. INSTALL NEW FRAMING & FIRING TIMBERS TO FORM COMPLIANT FALLS TO NEW & EXISTING OUTLETS. NEW SNOW BOARDS TO GUTTER AREAS.
ROOFLIGHTS	R4	REPLACE EXISTING OBSCURE CORRUGATED ROOFING WITH NEW POLYCARBONATE. REMOVE EXISTING GEORGIAN GLASS OVERHEAD GLAZING & REPLACE WITH NEW IGU.
GABLET ROOF VENTS	R5	RECORD & REMOVE TILES & RIDGES. REPAIR TIMBER WORK. NEW UNDERLAY & TILE BATTENS. REROOF WITH NEW TILES & REINSTALL ORIGINAL RIDGE TILES.
SPOUTING, RWH & OUTLETS	R6	NEW CAST IRON RWH (MODELED ON EXISTING) TO REPLACE EXISTING GMS UNITS WHERE LOCATED. NEW HALF ROUND GMS SPOUTING TO REPLACE EXISTING. NEW CAST IRON DOWNPIPES TO REPLACE ANY NON-CAST IRON.

**INTERIOR FLOORS**

FLOORS, EXISTING REMAINING	FL1	WHERE EXISTING FLOORS HAVE POLYURETHANE FINISH, LIGHTLY SAND & RE-POLYURETHANE.
FLOORS TO BE LIFTED. REFER ALSO TO STRUCTURAL DRAWINGS.	FL2	RECORD & LIFT T&G FLOORING. REPLACE / REPAIR FRAMING BELOW AS NECESSARY. RE-FIX FLOORING.
EXISTING CERAMIC TILED FLOORS	FL3	ALL CERAMIC FLOOR TILES TO REMAIN INSITU & PROTECTED DURING THE WORKS.
UNDERFLOOR THERMAL INSULATION	FL4	NEW UNDERFLOOR INSULATION
SOUND (ACOUSTIC) INSULATION	FL5	NEW ACOUSTIC INSULATION TO FLOOR STRUCTURE
CARPET	FL6	NEW CARPET (WHERE PREVIOUSLY CARPETED)
NEW VINYL TILE FLOORING R TESSELLATED TILING	FL7	EITHER NEW TESSELLATED FLOORING OR NEW VINYL FLOORING

**INTERIOR WALLS**

EXTERIOR WALLS, STRAPPING TO INTERIOR FACE, LININGS REMAINING	IW1	REMOVE DRUMMY PLASTER, RAKE OUT CRACKS. REPLASTER AS ORIGINAL.
EXTERIOR WALLS, STRAPPING TO INTERIOR FACE, REPLACE PLASTER	IW2	REMOVE PLASTER. REPLASTER AS ORIGINAL.
EXISTING PLASTER RENDERED MASONRY WALLS, REMAINING	IW3	REMOVE DRUMMY PLASTER, RAKE OUT CRACKS. REMOVE CRACKED BRICKS. RECONSTRUCT PARTIALLY DECONSTRUCTED WALLS. CRACK INJECTION. REPLASTER WALLS.
NEW EXTERIOR CONCRETE STRAPPED WALL LININGS	IW4	NEW TIMBER STRAPPING OVER CONCRETE WALLS. INSULATION BETWEEN STRAPPING & GIB BD LINING.
PLASTER RENDERED CONCRETE WALLS	IW5	3 COAT PLASTER SYSTEM OVER NEW CONCRETE WALLS.
TIMBER FRAMED WALLS	IW6	NEW TIMBER FRAMED WALLS WITH PLY & GIB B'D ONE SIDE. PLASTER B'D TO OPPOSITE SIDE.
TIMBER PANELLING, TIMBER SHELVING, LIBRARY BALUSTRADE	IW7	REMOVE SHELVING, PANELLING & BALUSTRADE. CLEAN, REPAIR & RESTORE TO MATCH EXISTING.
SKIRTING, ARCHITRAVES, TRIM THROUGHOUT BUILDING	IW8	REMOVE EXISTING TRIMS, CLEAN, RESTORE & REINSTATE IN ORIGINAL LOCATIONS.

**INTERIOR CEILINGS**

CEILINGS: LATH & PLASTER REPAIR	C1	REMOVE DRUMMY PLASTER, RAKE OUT CRACKS. REPLASTER TO ORIGINAL FINISH. REPAIR / REPLACE CORNICES AS ORIGINAL.
CEILINGS: LATH & PLASTER REPLACE GROUND & FIRST FLOORS	C2	REMOVE CEILING & CORNICES WHERE PRESENT. INSTALL NEW PLY DIAPHRAGM & PLASTER B'D LINING. INSTALL RECOVERED / REPLICATED CORNICES.
CEILINGS: LATH & PLASTER REPLACE SECOND FLOOR ONLY	C3	REMOVE CEILING. INSTALL NEW PLY DIAPHRAGM & PLASTER B'D LINING. INSTALL THERMAL INSULATION.
CORNICES	C4	TAKE MOULDS OF EXISTING. REPAIR / REPLACE WITH NEW REPLICATED SECTIONS.

**INTERIOR FIREPLACES**

COUNCIL CHAMBER	FP1	RECORD & DECONSTRUCT. RECONSTRUCT WITH ALL DECONSTRUCTED & SALVAGED ELEMENTS. REPLICATE ELEMENTS AS NECESSARY USING REMAINING ORIGINAL ITEMS.
LIBRARY	FP2	FIREPLACE & SURROUND REMAIN INSITU & TO BE REPAIRED. REPLICATE ELEMENTS AS NECESSARY USING REMAINING ORIGINAL ITEMS.
SECOND FLOOR FIREPLACES	FP3	FIREPLACES TO BE REINSTATED IN TO ALCOVES WITHIN RECONSTRUCTED WALLS & CHIMNEYS. REUSE SALVAGED SURROUNDS, REGISTERS & GRATES. REINSTATE CONCEALED HEARTHES.
INFILLED FIREPLACES	FP4	EXISTING FIREPLACES INFILLED. FORM 100MM DEEP RECESS ALCOVE IN CONCRETE INFILL TO FORM OF ORIGINAL FIREPLACE.

**INTERIOR STAIRS**

EGRESS STAIRS-SOUTH (USED FOR SPRINKLER VALVE ROOM)	S1	RECORD & DECONSTRUCT INTO LARGEST POSSIBLE ELEMENTS. REINSTALL ONCE NEW CONCRETE WALLS CONSTRUCTED. REPAIR AS NECESSARY.
STAIR- NORTH WEST	S2	RECORD & DECONSTRUCT INTO LARGEST POSSIBLE ELEMENTS. REINSTALL ONCE NEW CONCRETE WALLS CONSTRUCTED. REPAIR AS NECESSARY.
STAIR- MAIN	S3	RECORD & DECONSTRUCT INTO LARGEST POSSIBLE ELEMENTS. REINSTALL ONCE NEW CONCRETE WALLS CONSTRUCTED. REPAIR AS NECESSARY.

**WINDOW & DOOR JOINERY**

WINDOW JOINERY, REPAIR & REFINISH	J1	PREPARE WINDOWS & FINISH AS EXISTING. REUSE ORIGINAL HARDWARE
STAINED & LEADED GLASS	J2	REPAIR & REINSTATE BY NOMINATED SPECIALIST CONTRACTOR.
DOOR JOINERY, REPAIR & REFINISH	J3	PAINTED DOORS TO BE STRIPPED. ALL DOORS TO BE STAINED & VANISHED. REUSE EXISTING HARDWARE UNLESS LEVER HARDWARE REQUIRED FOR ACCESSIBILITY.
NEW DOOR JOINERY	J4	NEW RIMU FRAMED, PANELLED DOORS AS EXISTING IN EVERY ASPECT. STAIN & VARNISH FINISH. DULL BRASS FINISH HARDWARE.

**DISABLED PERSONS ACCESS UPGRADING**

EXTERIOR RAMP, WORCESTER BOULEVARD ENTRANCE, SOUTH SIDE	DA1	NEW NEW HANDRAILS TO BOTH SIDES OF EXISTING RAMP.
FORMAL EAST ENTRY, OXFORD TERRACE	DA2	NEW NEW HANDRAILS TO BOTH SIDES OF EXISTING STAIRS BETWEEN GATES & ENTRY DOORS.
EXISTING INTERIOR GROUND FLOOR RAMP. SPACE G1/G2	DA3	REGRADE & EXTEND AS NECESSARY. TIMBER CONSTRUCTION. NEW HAND RAIL EACH SIDE.
EXISTING INTERIOR GROUND FLOOR RAMP. SPACE G8	DA4	NEW HAND RAIL EACH SIDE.
COUNCIL CHAMBER ACCESS RAMP	DA5	NEW TIMBER FRAMED RAMP WITH HAND RAIL EACH SIDE.
HANDRAIL	DA6	NEW TIMBER HAND RAIL TO CHANGE IN LEVEL STEPS.



**OLD MUNICIPAL CHAMBERS**

Repairs, Reconstruction & Restoration

Project

**FULL RESTORATION**

Sheet Name

**GLOSSARY**

Scale

1:50 (1/2 SCALE @ A3)

Design TU Verified TU

Drawn JH Approved TU

Project No. 0294 Issue Date 31 March 2017

Revision A L1

ARCHITECTURAL



DO NOT SCALE  
THE CONTRACTOR SHALL VERIFY ALL DIMENSIONS ON SITE PRIOR TO COMMENCING ANY WORK.

ALL STRUCTURAL DRAWINGS TO BE READ IN CONJUNCTION WITH ARCHITECTURAL, CIVIL, FIRE, MECHANICAL & ELECTRICAL DRAWINGS

**PRELIMINARY**  
NOT FOR CONSTRUCTION

**DRAWING IN PROGRESS**

NOTES

REVISIONS



**OLD MUNICIPAL CHAMBERS**

Repairs, Reconstruction & Restoration

Project

**EXISTING**

Sheet Name

**SITE PLAN**

Scale

1:100 (1/2 SCALE @ A3)

Design

TU

Verified

TU

Drawn

JH

Approved

TU

Project No.

0294

Issue Date

31 March 2017

Revision

A

Sheet No.

AE1.01

ARCHITECTURAL

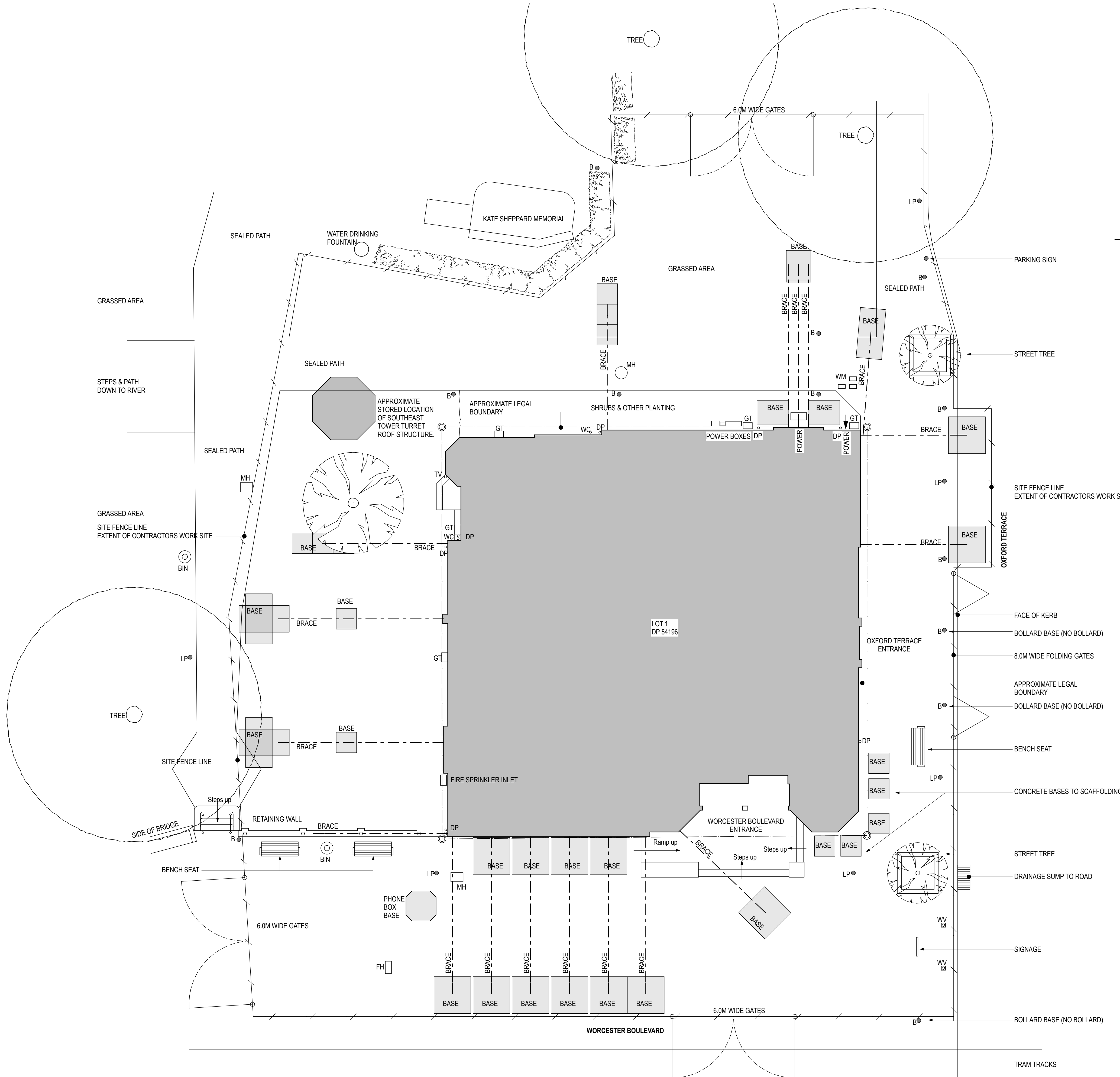


**CHRISTCHURCH**  
CITY COUNCIL - YOUR PEOPLE - YOUR CITY

NORTH

**LEGEND**

- WV WATER VALVE
- B BOLLARD
- LP LIGHTING POLE
- WM WATER METER
- BASE CONCRETE BASE FOR BRACE
- BRACE STEEL BRACE
- GT GULLY TRAP
- DP DOWN PIPE
- TV TERMINAL VENT
- FH FIRE HYDRANT
- MH MAN HOLE COVER



**SITE PLAN**  
1:100

DO NOT SCALE  
THE CONTRACTOR SHALL VERIFY ALL DIMENSIONS ON SITE PRIOR TO COMMENCING ANY WORK.

ALL STRUCTURAL DRAWINGS TO BE READ IN CONJUNCTION WITH ARCHITECTURAL, CIVIL, FIRE, MECHANICAL & ELECTRICAL DRAWINGS.

**PRELIMINARY**  
NOT FOR CONSTRUCTION

**DRAWING IN PROGRESS**

NOTES

REVISIONS



**OLD MUNICIPAL CHAMBERS**

Repairs, Reconstruction & Restoration

Project

**EXISTING**

Sheet Name

**GROUND FLOOR PLAN**

Scale  
1:50 (1/2 SCALE @ A3)

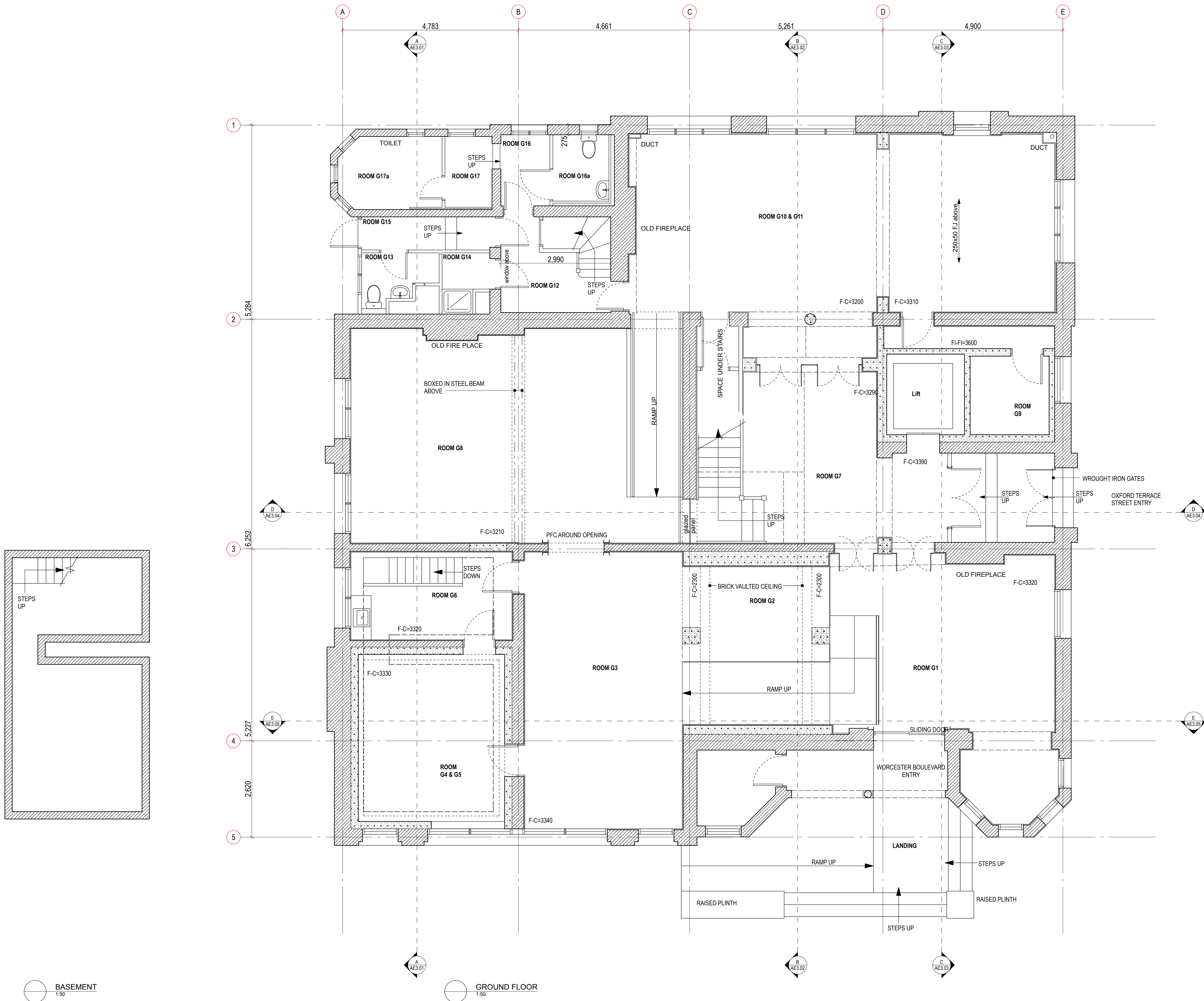
Design TU Verified TU

Drawn JH Approved TU

Project No. 0294 Issue Date 31 March 2017

Revision A AE1.02

ARCHITECTURAL



BASEMENT  
1:50

GROUND FLOOR  
1:50



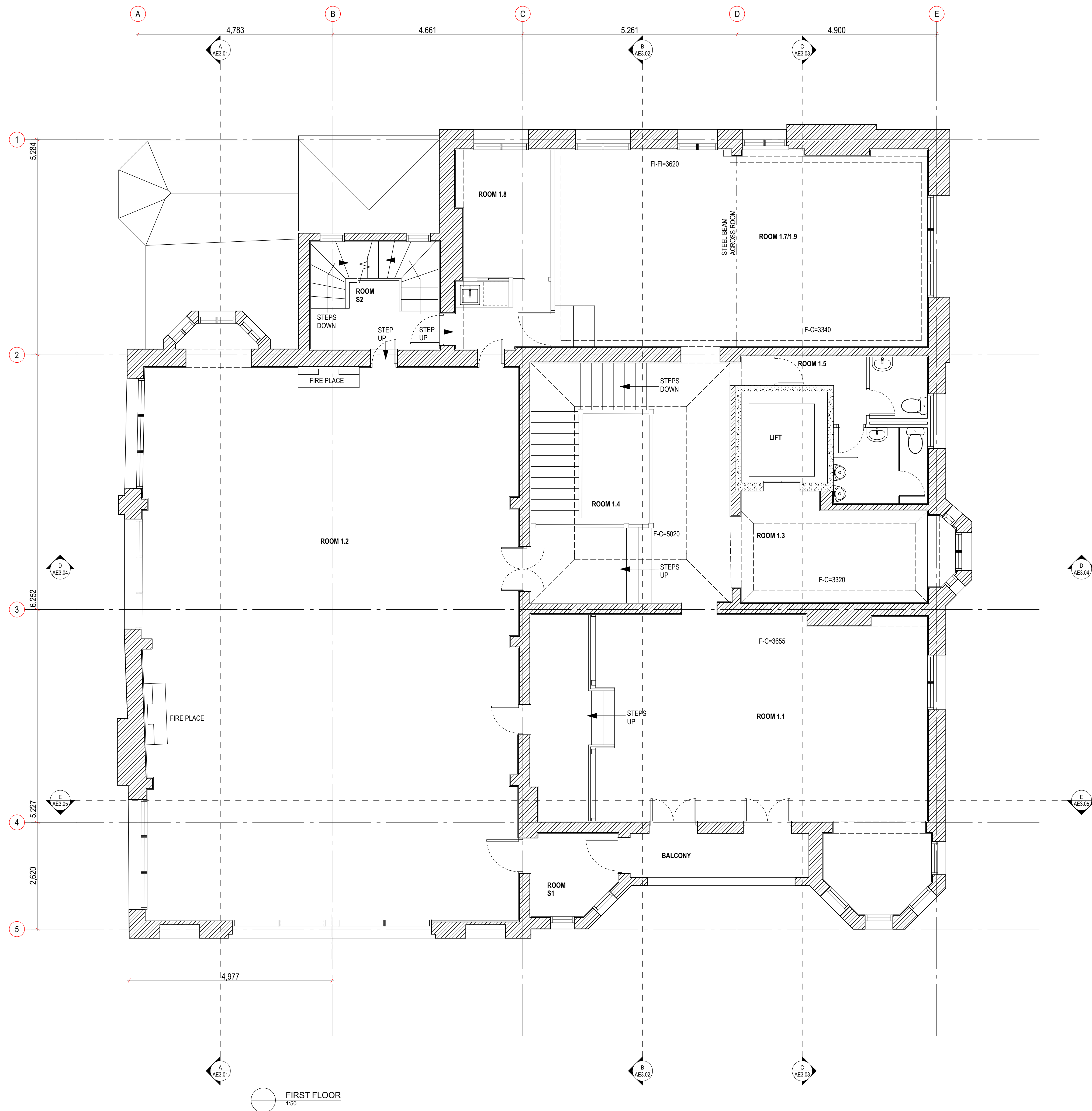
DO NOT SCALE  
THE CONTRACTOR SHALL VERIFY ALL DIMENSIONS ON SITE PRIOR TO COMMENCING ANY WORK.  
ALL STRUCTURAL DRAWINGS TO BE READ IN CONJUNCTION WITH ARCHITECTURAL, CIVIL, FIRE, MECHANICAL & ELECTRICAL DRAWINGS.

**PRELIMINARY**  
NOT FOR CONSTRUCTION

**DRAWING IN PROGRESS**

NOTES

REVISIONS



**OLD MUNICIPAL CHAMBERS**  
Repairs, Reconstruction & Restoration

Project  
**EXISTING**

Sheet Name  
**FIRST FLOOR PLAN**

Scale  
1:50 (1/2 SCALE @ A3)

Design	TU	Verified	TU
Drawn	JH	Approved	TU

Project No.	0294	Issue Date	31 March 2017
-------------	------	------------	---------------

Revision	A	Sheet No.	AE1.03
----------	---	-----------	--------

ARCHITECTURAL



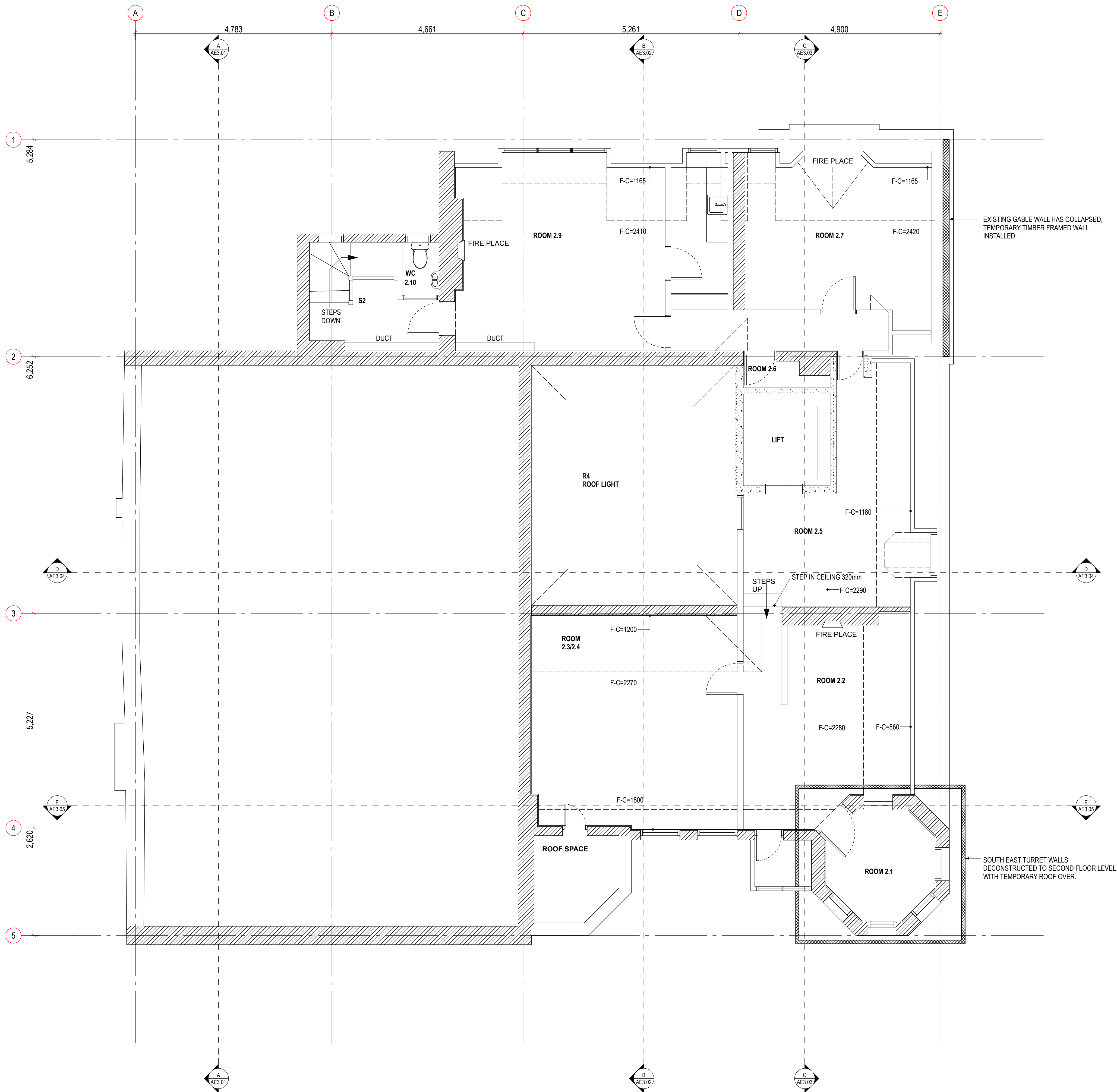
DO NOT SCALE  
THE CONTRACTOR SHALL VERIFY ALL DIMENSIONS ON SITE PRIOR TO COMMENCING ANY WORK.  
ALL STRUCTURAL DRAWINGS TO BE READ IN CONJUNCTION WITH ARCHITECTURAL, CIVIL, FIRE, MECHANICAL & ELECTRICAL DRAWINGS.

**PRELIMINARY**  
NOT FOR CONSTRUCTION

**DRAWING IN PROGRESS**

NOTES

REVISIONS



SECOND FLOOR  
1:50



**OLD MUNICIPAL CHAMBERS**  
Repairs, Reconstruction & Restoration

Project  
**EXISTING**

Sheet Name  
**SECOND FLOOR PLAN**

Scale  
1:50 (1/2 SCALE @ A3)

Design	TU	Verified	TU
Drawn	JH	Approved	TU

Project No.	0294	Issue Date	31 March 2017
-------------	------	------------	---------------

Revision	A	Sheet No.	AE1.04
----------	---	-----------	--------

**ARCHITECTURAL**



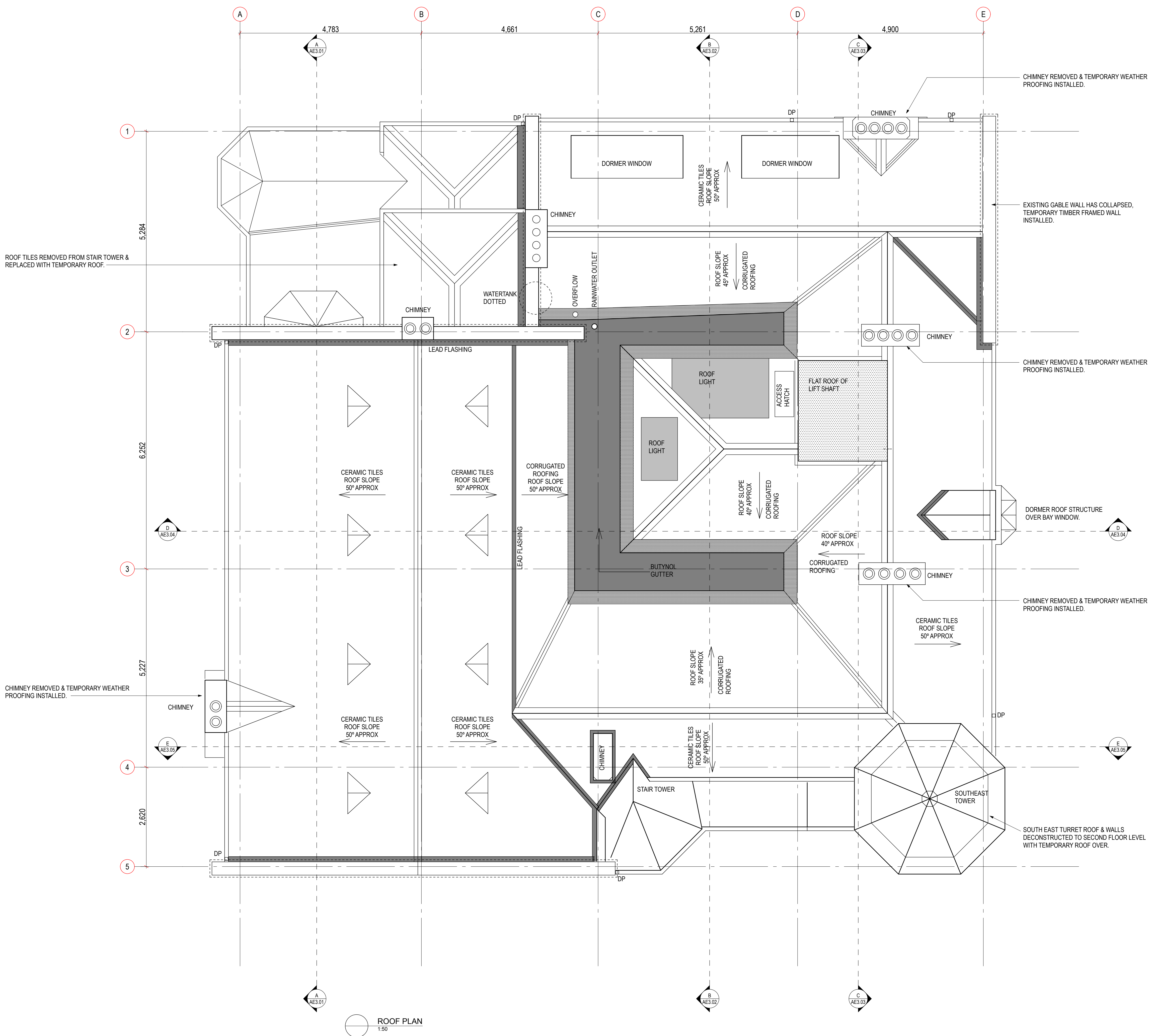

DO NOT SCALE  
THE CONTRACTOR SHALL VERIFY ALL DIMENSIONS ON SITE PRIOR TO COMMENCING ANY WORK.  
ALL STRUCTURAL DRAWINGS TO BE READ IN CONJUNCTION WITH ARCHITECTURAL, CIVIL, FIRE, MECHANICAL & ELECTRICAL DRAWINGS.

**PRELIMINARY**  
NOT FOR CONSTRUCTION

**DRAWING IN PROGRESS**

NOTES

REVISIONS



**OLD MUNICIPAL CHAMBERS**

Repairs, Reconstruction & Restoration

Project

**EXISTING**

Sheet Name

**ROOF PLAN**

Scale  
1:50 (1/2 SCALE @ A3)

Design TU Verified TU

Drawn JH Approved TU

Project No. 0294 Issue Date 31 March 2017

Revision Sheet No.

A AE1.05

ARCHITECTURAL



**CHRISTCHURCH**  
CITY COUNCIL - YOUR PEOPLE - YOUR CITY



DO NOT SCALE  
THE CONTRACTOR SHALL VERIFY ALL DIMENSIONS ON SITE PRIOR TO COMMENCING ANY WORK.

ALL STRUCTURAL DRAWINGS TO BE READ IN CONJUNCTION WITH ARCHITECTURAL, CIVIL, FIRE, MECHANICAL & ELECTRICAL DRAWINGS.

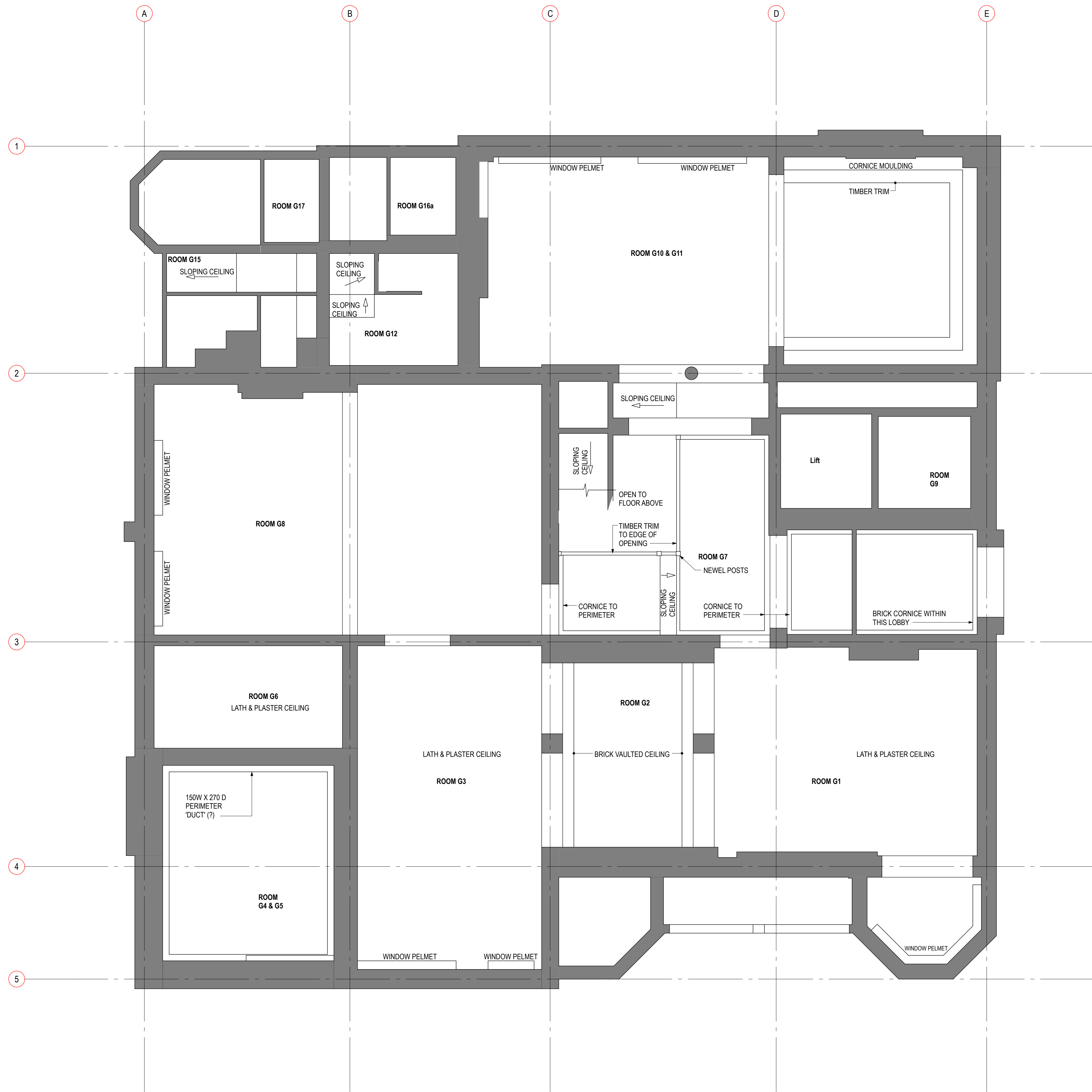

NORTH

**PRELIMINARY**  
NOT FOR CONSTRUCTION

**DRAWING IN PROGRESS**

NOTES

REVISIONS



BASEMENT  
1:50

GROUND FLOOR  
1:50



**OLD MUNICIPAL CHAMBERS**

Repairs, Reconstruction & Restoration

Project

EXISTING

Sheet Name

GROUND FLOOR RCP

Scale

1:50 (1/2 SCALE @ A3)

Design TU Verified TU

Drawn JH Approved TU

Project No. 0294 Issue Date 31 March 2017

Revision A Sheet No. AE1.06

ARCHITECTURAL



**CHRISTCHURCH**  
CITY COUNCIL - YOUR PEOPLE - YOUR CITY



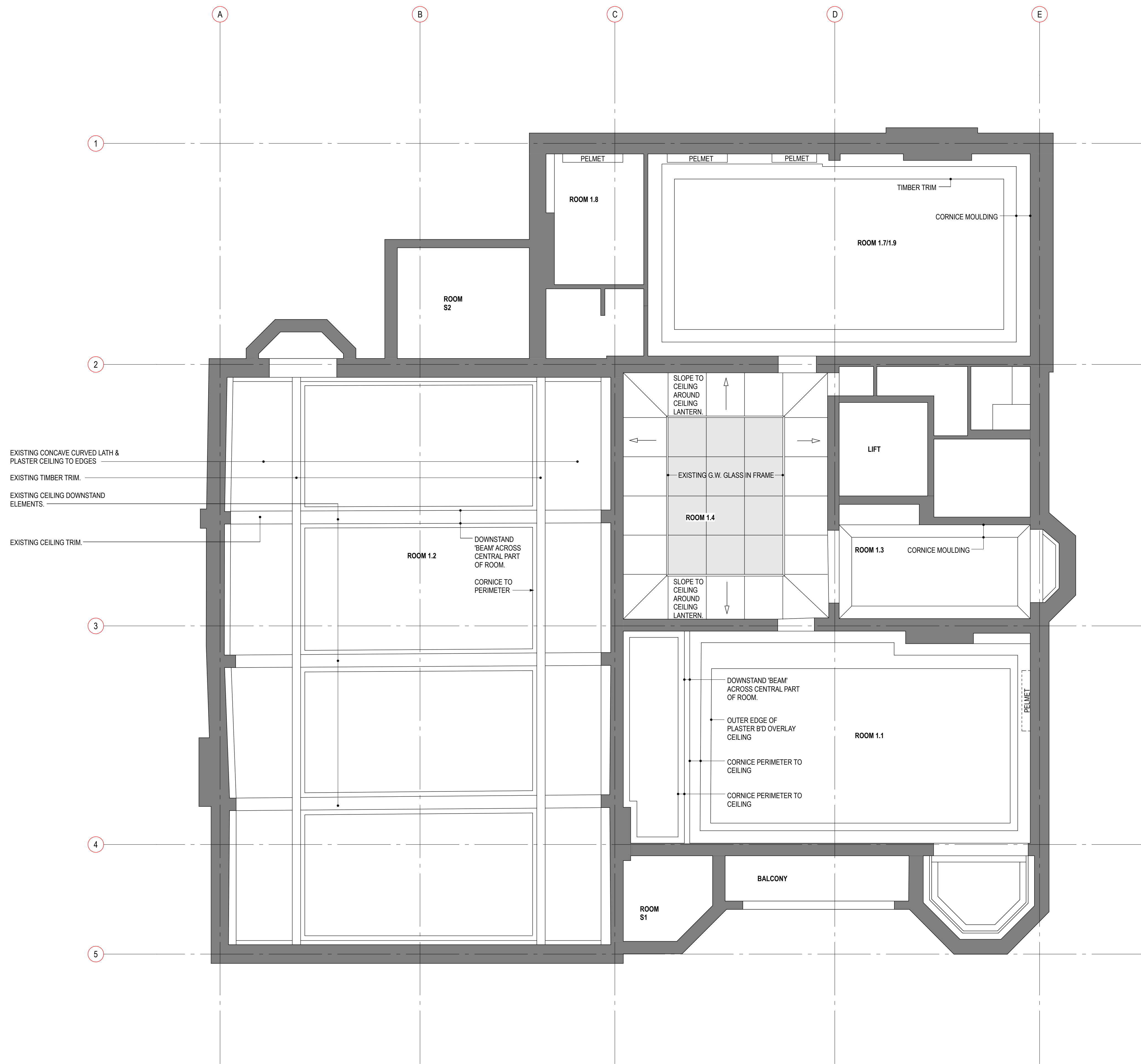
DO NOT SCALE  
THE CONTRACTOR SHALL VERIFY ALL DIMENSIONS ON SITE PRIOR TO COMMENCING ANY WORK.  
ALL STRUCTURAL DRAWINGS TO BE READ IN CONJUNCTION WITH ARCHITECTURAL, CIVIL, FIRE, MECHANICAL & ELECTRICAL DRAWINGS.

**PRELIMINARY**  
NOT FOR CONSTRUCTION

**DRAWING IN PROGRESS**

NOTES

REVISIONS



EXISTING CONCAVE CURVED LATH & PLASTER CEILING TO EDGES  
EXISTING TIMBER TRIM.  
EXISTING CEILING DOWNSTAND ELEMENTS.  
EXISTING CEILING TRIM.

FIRST FLOOR  
1:50



**OLD MUNICIPAL CHAMBERS**  
Repairs, Reconstruction & Restoration

Project  
**EXISTING**

Sheet Name  
**FIRST FLOOR RCP**

Scale  
1:50 (1/2 SCALE @ A3)

Design	TU	Verified	TU
Drawn	JH	Approved	TU

Project No.	0294	Issue Date	31 March 2017
-------------	------	------------	---------------

Revision	A	Sheet No.	AE1.07
----------	---	-----------	--------

ARCHITECTURAL

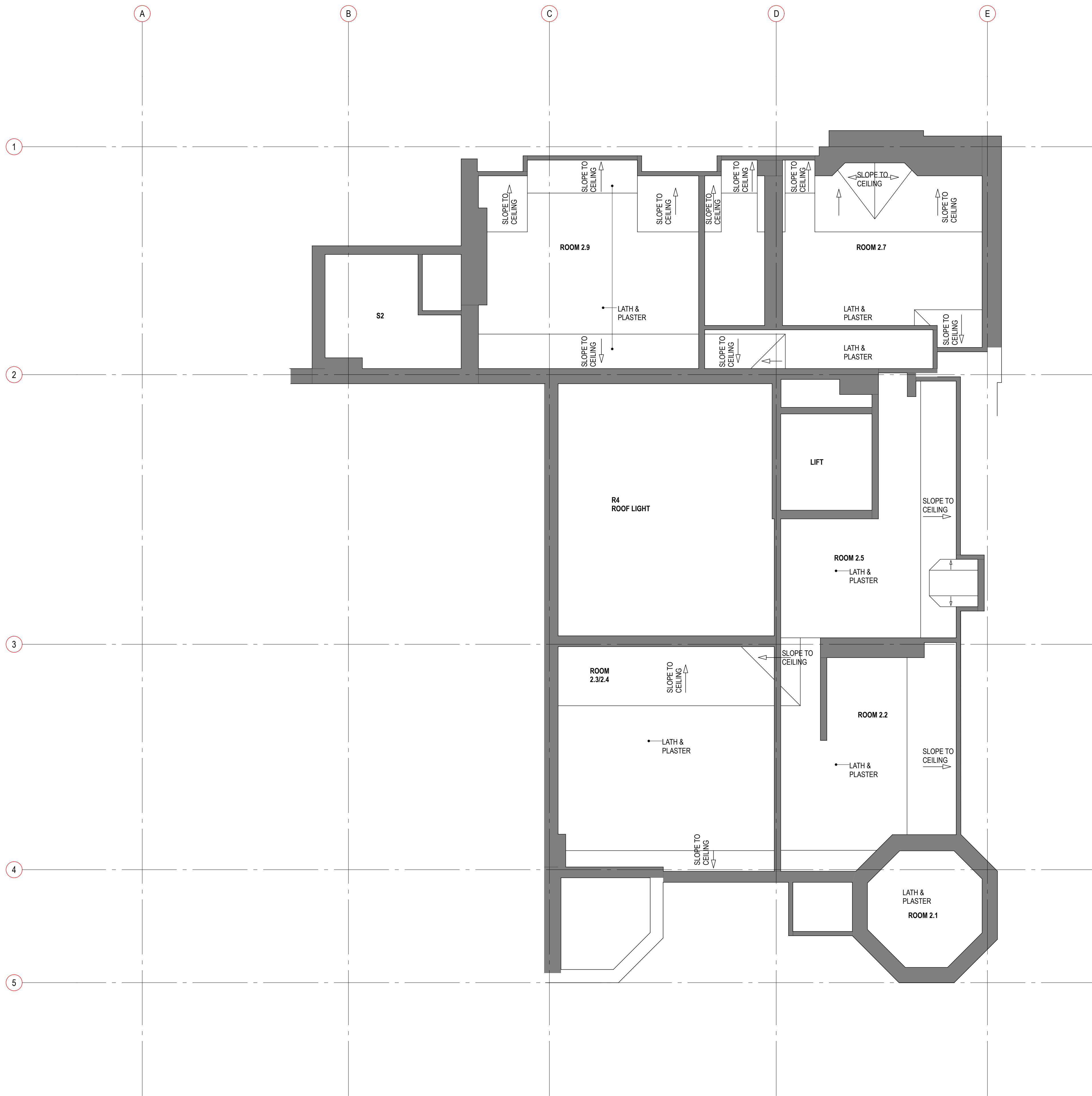
DO NOT SCALE  
THE CONTRACTOR SHALL VERIFY ALL DIMENSIONS ON SITE PRIOR TO COMMENCING ANY WORK.  
ALL STRUCTURAL DRAWINGS TO BE READ IN CONJUNCTION WITH ARCHITECTURAL, CIVIL, FIRE, MECHANICAL & ELECTRICAL DRAWINGS.

**PRELIMINARY**  
NOT FOR CONSTRUCTION

**DRAWING IN PROGRESS**

NOTES

REVISIONS



SECOND FLOOR  
1:50



**OLD MUNICIPAL CHAMBERS**  
Repairs, Reconstruction & Restoration

Project  
**EXISTING**

Sheet Name  
**SECOND FLOOR RCP**

Scale  
1:50 (1/2 SCALE @ A3)

Design	TU	Verified	TU
Drawn	JH	Approved	TU

Project No.	0294	Issue Date	31 March 2017
-------------	------	------------	---------------

Revision	A	Sheet No.	AE1.08
----------	---	-----------	--------

ARCHITECTURAL



DO NOT SCALE  
THE CONTRACTOR SHALL VERIFY ALL DIMENSIONS ON SITE PRIOR TO COMMENCING ANY WORK.  
ALL STRUCTURAL DRAWINGS TO BE READ IN CONJUNCTION WITH ARCHITECTURAL, CIVIL, FIRE, MECHANICAL & ELECTRICAL DRAWINGS

**PRELIMINARY**  
NOT FOR CONSTRUCTION

**DRAWING IN PROGRESS**

NOTES

REVISIONS



NORTH ELEVATION  
1:50



**OLD MUNICIPAL CHAMBERS**  
Repairs, Reconstruction & Restoration

Project

**EXISTING**

Sheet Name

**NORTH ELEVATION**

Scale  
1:50 (1/2 SCALE @ A3)

Design	TU	Verified	TU
Drawn	CG	Approved	TU

Project No.	0294	Issue Date	31 March 2017
-------------	------	------------	---------------

Revision	A	Sheet No.	AE2.01
----------	---	-----------	--------

ARCHITECTURAL

DO NOT SCALE  
THE CONTRACTOR SHALL VERIFY ALL DIMENSIONS ON SITE PRIOR TO COMMENCING ANY WORK.  
ALL STRUCTURAL DRAWINGS TO BE READ IN CONJUNCTION WITH ARCHITECTURAL, CIVIL, FIRE, MECHANICAL & ELECTRICAL DRAWINGS

**PRELIMINARY**  
NOT FOR CONSTRUCTION

**DRAWING IN PROGRESS**

NOTES

REVISIONS



EAST ELEVATION  
1:50



**OLD MUNICIPAL CHAMBERS**  
Repairs, Reconstruction & Restoration

Project

**EXISTING**

Sheet Name

**EAST ELEVATION**

Scale  
1:50 (1/2 SCALE @ A3)

Design	TU	Verified	TU
Drawn	CG	Approved	TU

Project No.	Issue Date
0294	31 March 2017

Revision	Sheet No.
A	AE2.02

ARCHITECTURAL




DO NOT SCALE  
THE CONTRACTOR SHALL VERIFY ALL DIMENSIONS ON SITE PRIOR TO COMMENCING ANY WORK.  
ALL STRUCTURAL DRAWINGS TO BE READ IN CONJUNCTION WITH ARCHITECTURAL, CIVIL, FIRE, MECHANICAL & ELECTRICAL DRAWINGS

**PRELIMINARY**  
NOT FOR CONSTRUCTION

**DRAWING IN PROGRESS**

NOTES

REVISIONS



○ SOUTH ELEVATION  
1:50



**OLD MUNICIPAL CHAMBERS**  
Repairs, Reconstruction & Restoration

Project  
**EXISTING**

Sheet Name  
**SOUTH ELEVATION**

Scale  
1:50 (1/2 SCALE @ A3)

Design	TU	Verified	TU
Drawn	CG	Approved	TU

Project No.	0294	Issue Date	31 March 2017
-------------	------	------------	---------------

Revision	A	Sheet No.	AE2.03
----------	---	-----------	--------

ARCHITECTURAL

DO NOT SCALE  
THE CONTRACTOR SHALL VERIFY ALL DIMENSIONS ON SITE PRIOR TO COMMENCING ANY WORK.  
ALL STRUCTURAL DRAWINGS TO BE READ IN CONJUNCTION WITH ARCHITECTURAL, CIVIL, FIRE, MECHANICAL & ELECTRICAL DRAWINGS

**PRELIMINARY**  
NOT FOR CONSTRUCTION

**DRAWING IN PROGRESS**

NOTES

REVISIONS



**OLD MUNICIPAL CHAMBERS**  
Repairs, Reconstruction & Restoration

Project  
**EXISTING**

Sheet Name  
**WEST ELEVATION**

Scale  
1:50 (1/2 SCALE @ A3)

Design	TU	Verified	TU
Drawn	CG	Approved	TU

Project No.	0294	Issue Date	31 March 2017
-------------	------	------------	---------------

Revision	A	Sheet No.	AE2.04
----------	---	-----------	--------

WEST ELEVATION  
1:50



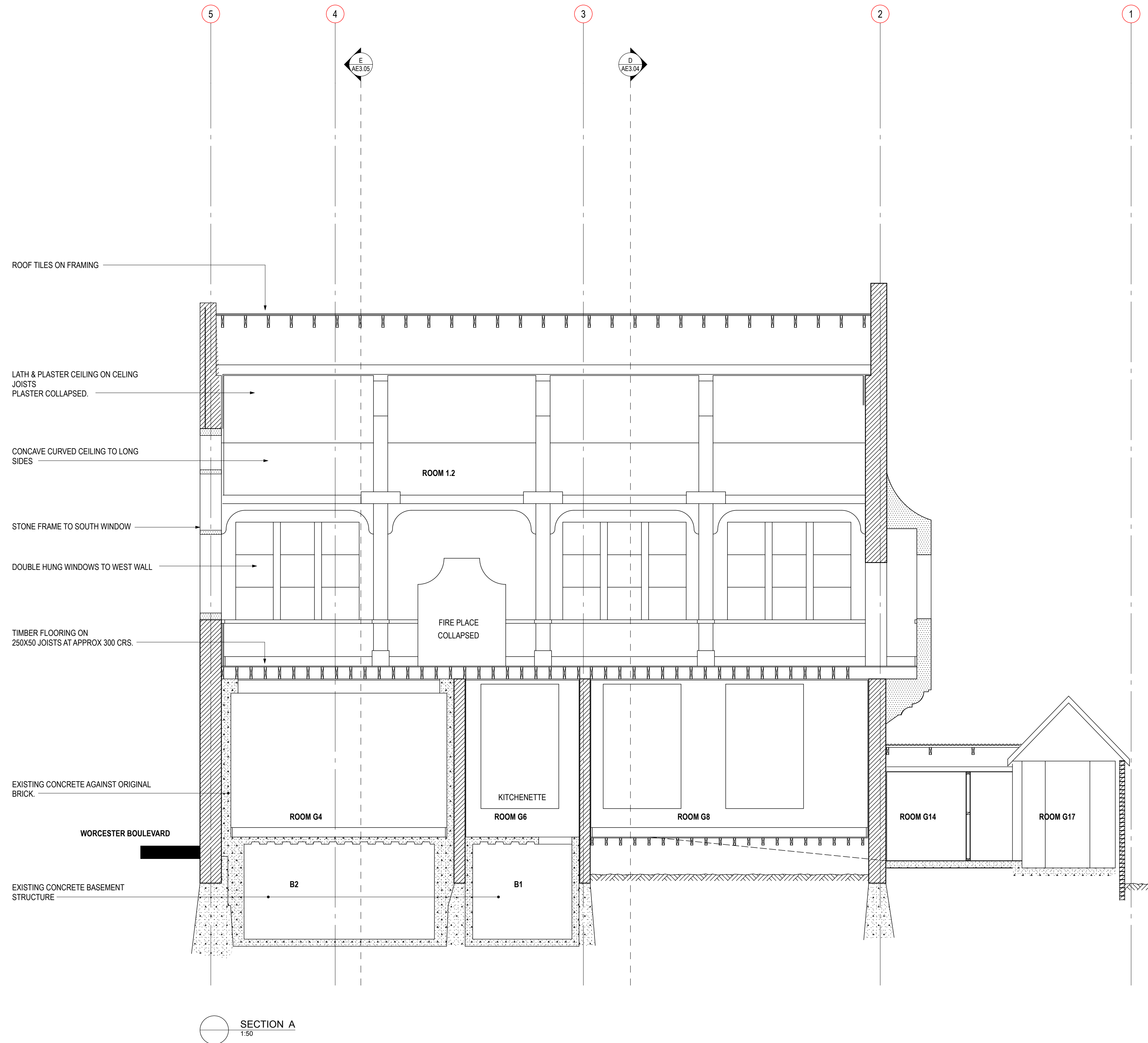
DO NOT SCALE  
THE CONTRACTOR SHALL VERIFY ALL DIMENSIONS ON SITE PRIOR TO COMMENCING ANY WORK.  
ALL STRUCTURAL DRAWINGS TO BE READ IN CONJUNCTION WITH ARCHITECTURAL, CIVIL, FIRE, MECHANICAL & ELECTRICAL DRAWINGS.

**PRELIMINARY**  
NOT FOR CONSTRUCTION

**DRAWING IN PROGRESS**

NOTES

REVISIONS



**OLD MUNICIPAL CHAMBERS**

Repairs, Reconstruction & Restoration

Project

**EXISTING**

Sheet Name

**SECTION A**

Scale  
1:50 (1/2 SCALE @ A3)

Design TU Verified TU

Drawn JH Approved TU

Project No. 0294 Issue Date 31 March 2017

Revision A Sheet No. AE3.01

ARCHITECTURAL

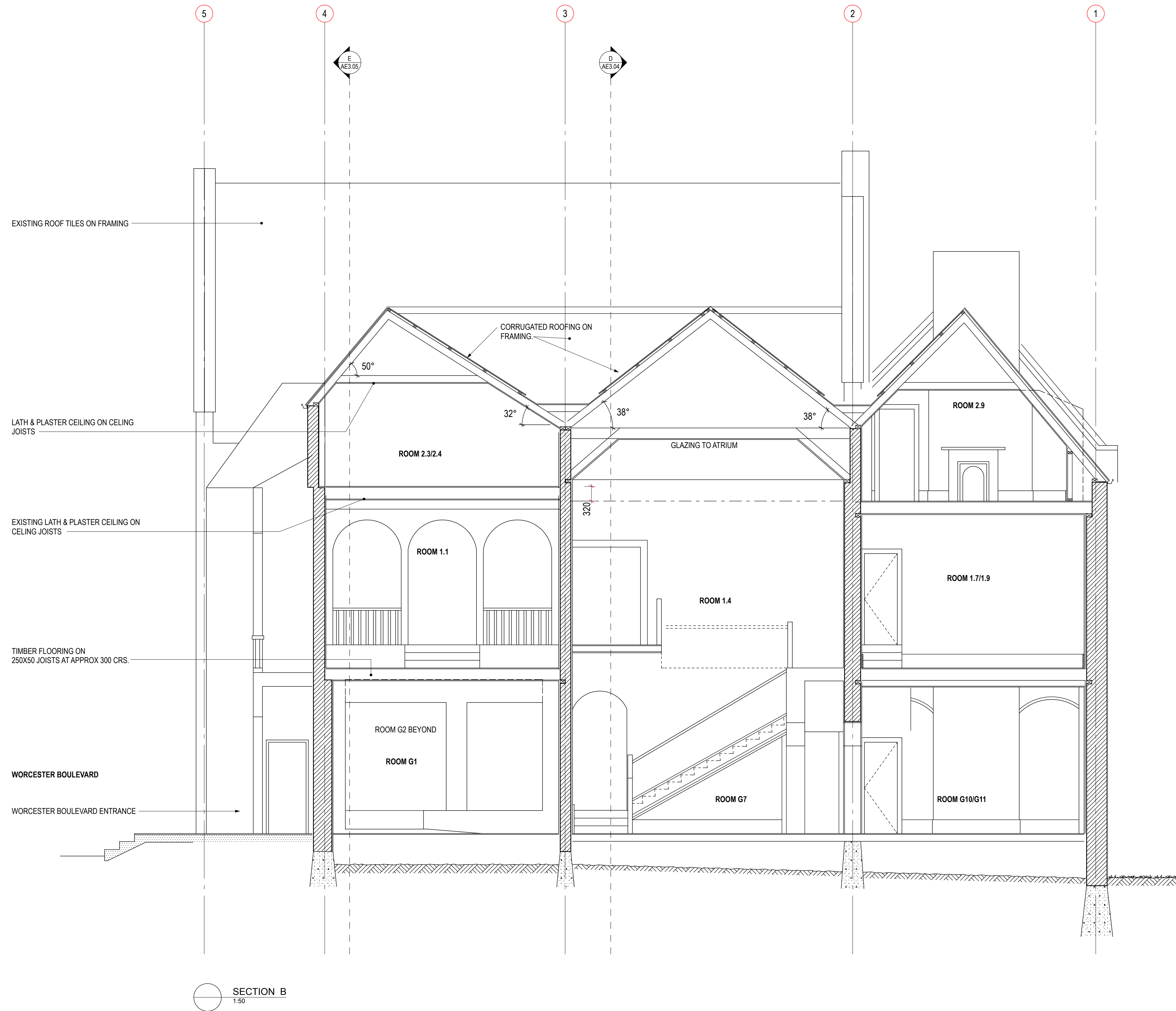
DO NOT SCALE  
THE CONTRACTOR SHALL VERIFY ALL DIMENSIONS ON SITE PRIOR TO COMMENCING ANY WORK.  
ALL STRUCTURAL DRAWINGS TO BE READ IN CONJUNCTION WITH ARCHITECTURAL, CIVIL, FIRE, MECHANICAL & ELECTRICAL DRAWINGS

**PRELIMINARY**  
NOT FOR CONSTRUCTION

**DRAWING IN PROGRESS**

NOTES

REVISIONS



SECTION B  
1:50



**OLD MUNICIPAL CHAMBERS**  
Repairs, Reconstruction & Restoration

Project

**EXISTING**

Sheet Name

**SECTION B**

Scale  
1:50 (1/2 SCALE @ A3)

Design TU Verified TU

Drawn JH Approved TU

Project No. 0294 Issue Date 31 March 2017

Revision A AE3.02

ARCHITECTURAL



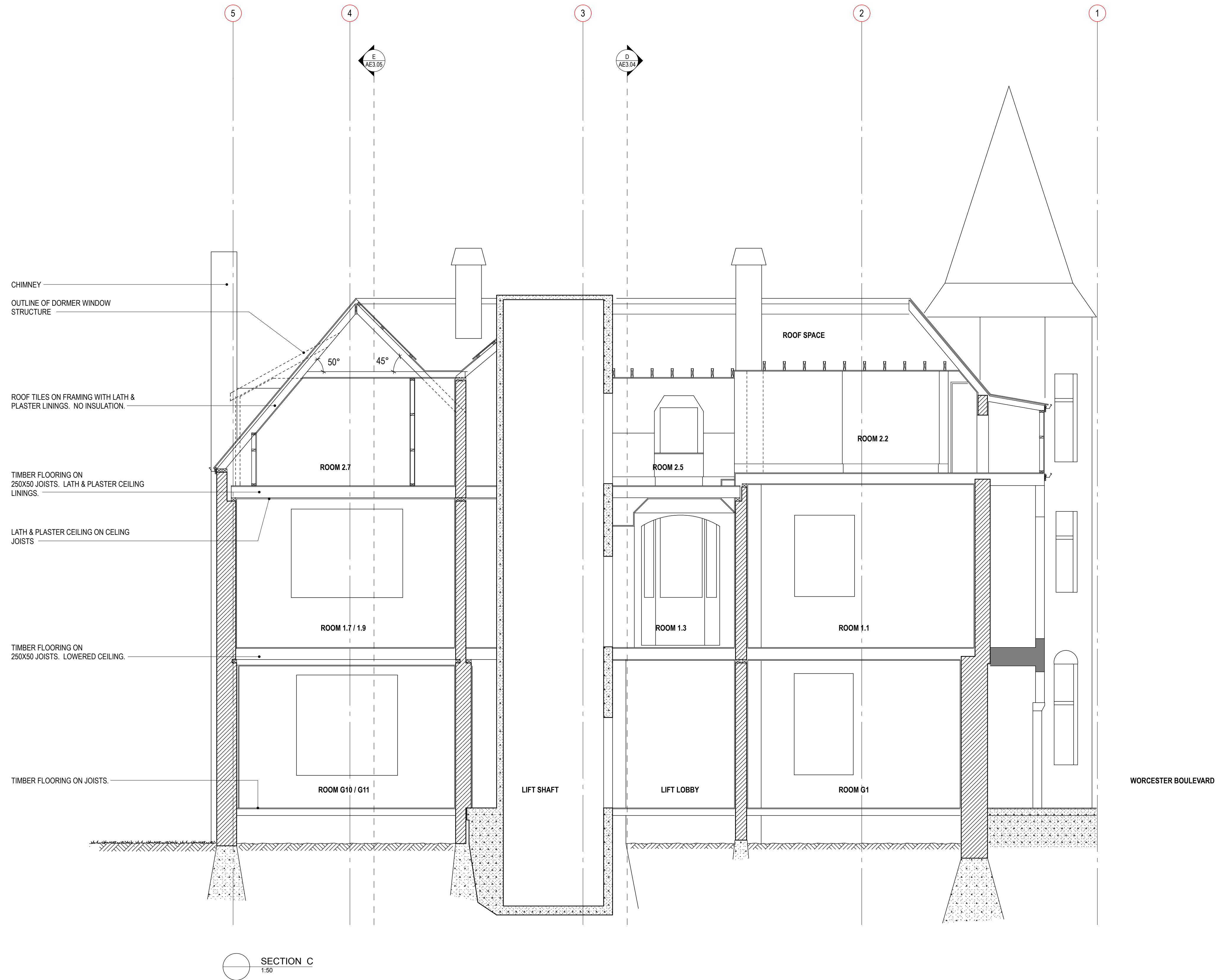
DO NOT SCALE  
THE CONTRACTOR SHALL VERIFY ALL DIMENSIONS ON SITE PRIOR TO COMMENCING ANY WORK.  
ALL STRUCTURAL DRAWINGS TO BE READ IN CONJUNCTION WITH ARCHITECTURAL, CIVIL, FIRE, MECHANICAL & ELECTRICAL DRAWINGS.

**PRELIMINARY**  
NOT FOR CONSTRUCTION

**DRAWING IN PROGRESS**

NOTES

REVISIONS



**OLD MUNICIPAL CHAMBERS**  
Repairs, Reconstruction & Restoration

Project  
**EXISTING**

Sheet Name  
**SECTION C**

Scale  
1:50 (1/2 SCALE @ A3)

Design	TU	Verified	TU
Drawn	JH	Approved	TU

Project No.	0294	Issue Date	31 March 2017
-------------	------	------------	---------------

Revision	A	Sheet No.	AE3.03
----------	---	-----------	--------

ARCHITECTURAL

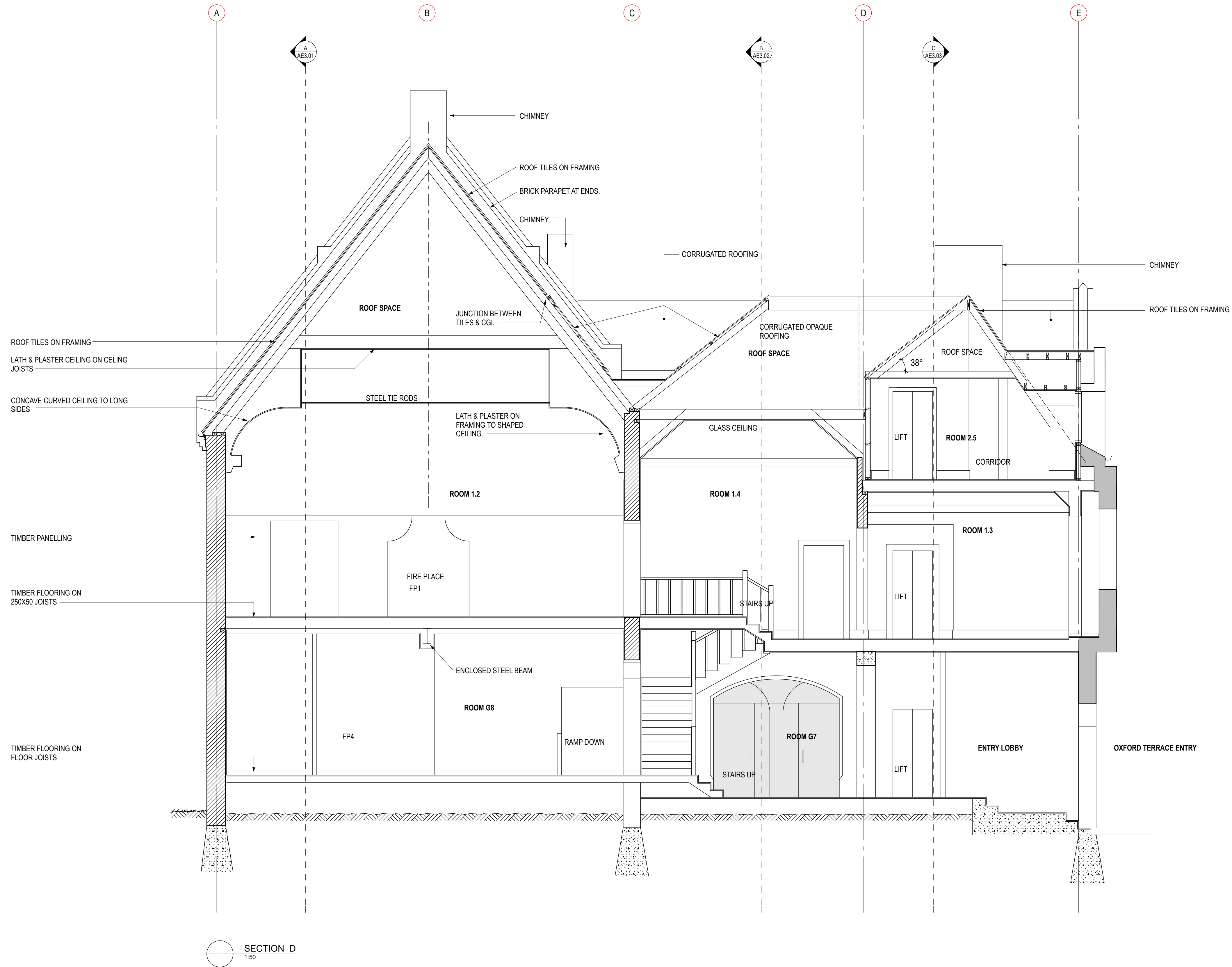
DO NOT SCALE  
THE CONTRACTOR SHALL VERIFY ALL DIMENSIONS ON SITE PRIOR TO COMMENCING ANY WORK.  
ALL STRUCTURAL DRAWINGS TO BE READ IN CONJUNCTION WITH ARCHITECTURAL, CIVIL, FIRE, MECHANICAL & ELECTRICAL DRAWINGS.

**PRELIMINARY**  
NOT FOR CONSTRUCTION

**DRAWING IN PROGRESS**

NOTES

REVISIONS



SECTION D  
1:50



**OLD MUNICIPAL CHAMBERS**  
Repairs, Reconstruction & Restoration

Project

**EXISTING**

Sheet Name

**SECTION D**

Scale  
1:50 (1/2 SCALE @ A3)

Design TU Verified TU

Drawn JH Approved TU

Project No. 0294 Issue Date 31 March 2017

Revision A Sheet No. AE3.04

ARCHITECTURAL



DO NOT SCALE  
THE CONTRACTOR SHALL VERIFY ALL DIMENSIONS ON SITE PRIOR TO COMMENCING ANY WORK.  
ALL STRUCTURAL DRAWINGS TO BE READ IN CONJUNCTION WITH ARCHITECTURAL, CIVIL, FIRE, MECHANICAL & ELECTRICAL DRAWINGS.

**PRELIMINARY**  
NOT FOR CONSTRUCTION

**DRAWING IN PROGRESS**

NOTES

REVISIONS



**OLD MUNICIPAL CHAMBERS**  
Repairs, Reconstruction & Restoration

Project

**EXISTING**

Sheet Name

**SECTION E**

Scale  
1:50 (1/2 SCALE @ A3)

Design TU Verified TU

Drawn JH Approved TU

Project No. 0294 Issue Date 31 March 2017

Revision A Sheet No. AE3.05

ARCHITECTURAL



OXFORD TERRACE

**SECTION E**  
1:50

DO NOT SCALE  
THE CONTRACTOR SHALL VERIFY ALL DIMENSIONS ON SITE PRIOR TO COMMENCING ANY WORK.  
ALL STRUCTURAL DRAWINGS TO BE READ IN CONJUNCTION WITH ARCHITECTURAL, CIVIL, FIRE, MECHANICAL & ELECTRICAL DRAWINGS

**PRELIMINARY**  
NOT FOR CONSTRUCTION

**DRAWING IN PROGRESS**

NOTES

REVISIONS



**OLD MUNICIPAL CHAMBERS**

Repairs, Reconstruction & Restoration

Project

**FULL RESTORATION**

Sheet Name

**SITE PLAN**

Scale

1:100 (1/2 SCALE @ A3)

Design

TU

Verified

TU

Drawn

JH

Approved

TU

Project No.

0294

Issue Date

31 March 2017

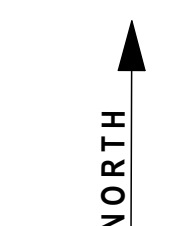
Revision

A

Sheet No.

AF1.01

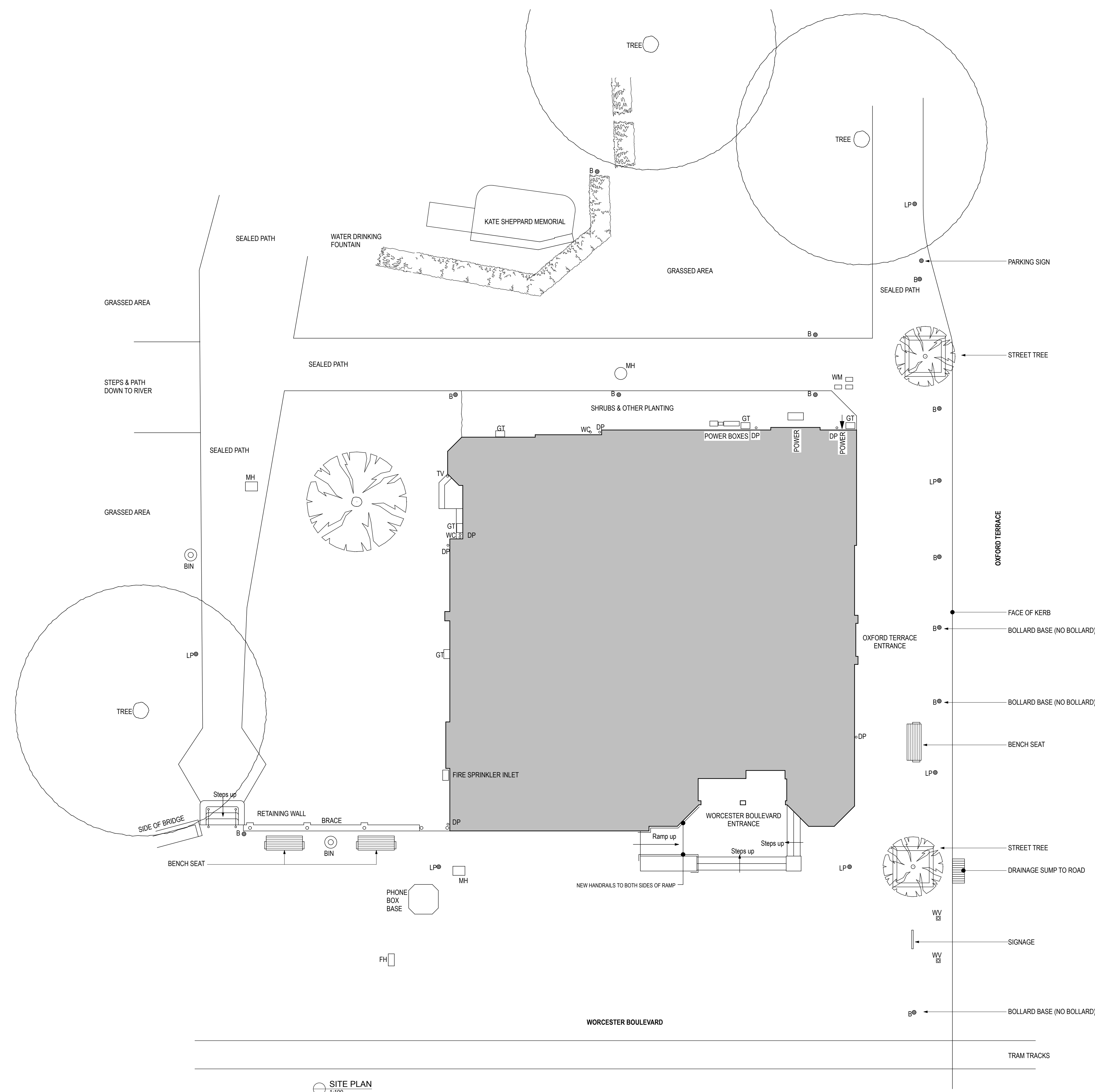
ARCHITECTURAL



**LEGEND**

- WV WATER VALVE
- B BOLLARD
- LP LIGHTING POLE
- WM WATER METER

- GT GULLY TRAP
- DP DOWN PIPE
- TV TERMINAL VENT
- FH FIRE HYDRANT
- MH MAN HOLE COVER



**SITE PLAN**  
1:100



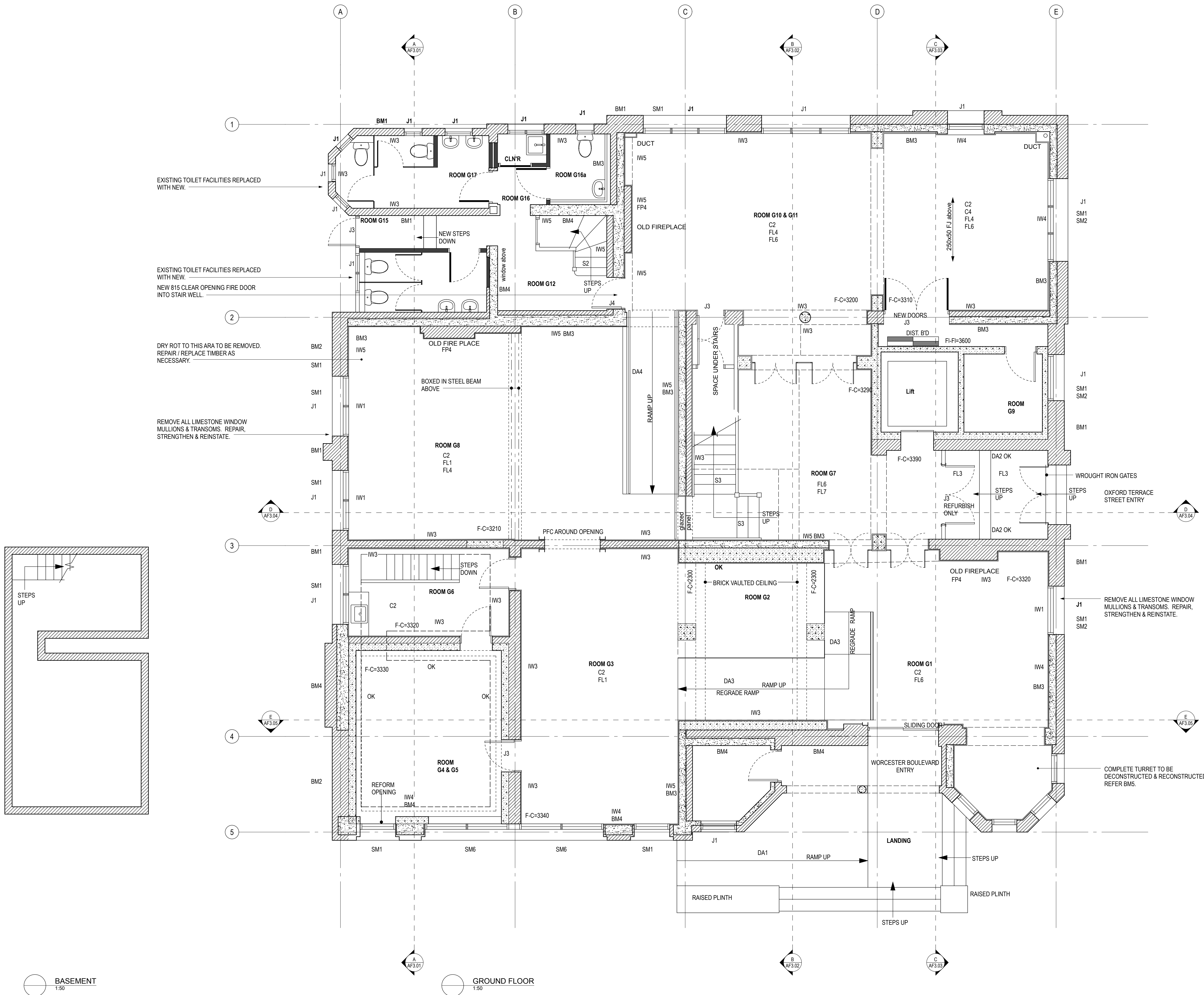
DO NOT SCALE  
THE CONTRACTOR SHALL VERIFY ALL DIMENSIONS ON SITE PRIOR TO COMMENCING ANY WORK.  
ALL STRUCTURAL DRAWINGS TO BE READ IN CONJUNCTION WITH ARCHITECTURAL, CIVIL, FIRE, MECHANICAL & ELECTRICAL DRAWINGS.

**PRELIMINARY**  
NOT FOR CONSTRUCTION

**DRAWING IN PROGRESS**

NOTES

REVISIONS



EXISTING TOILET FACILITIES REPLACED WITH NEW.

EXISTING TOILET FACILITIES REPLACED WITH NEW.  
NEW 815 CLEAR OPENING FIRE DOOR INTO STAIR WELL.

DRY ROT TO THIS AREA TO BE REMOVED. REPAIR / REPLACE TIMBER AS NECESSARY.

REMOVE ALL LIMESTONE WINDOW MULLIONS & TRANSOMS. REPAIR, STRENGTHEN & REINSTATE.

REMOVE ALL LIMESTONE WINDOW MULLIONS & TRANSOMS. REPAIR, STRENGTHEN & REINSTATE.

COMPLETE TURRET TO BE DECONSTRUCTED & RECONSTRUCTED. REFER BM5.

BASEMENT  
1:50

GROUND FLOOR  
1:50



**OLD MUNICIPAL CHAMBERS**  
Repairs, Reconstruction & Restoration

Project  
**FULL RESTORATION**  
Sheet Name  
**GROUND FLOOR PLAN**

Scale  
1:50 (1/2 SCALE @ A3)

Design	TU	Verified	TU
Drawn	JH	Approved	TU
Project No.	0294	Issue Date	31 March 2017
Revision	A	Sheet No.	AF 1.02



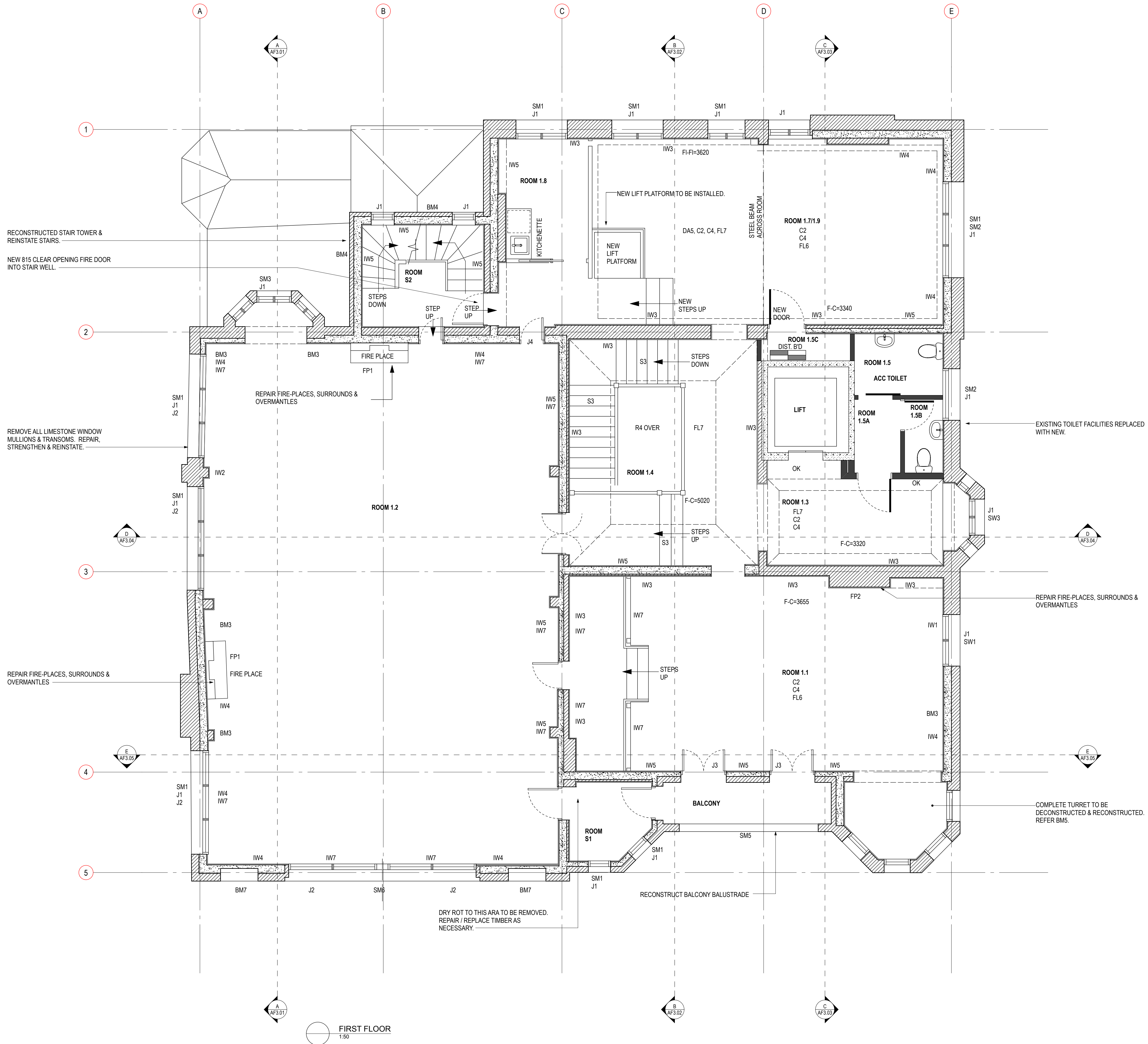
DO NOT SCALE  
THE CONTRACTOR SHALL VERIFY ALL DIMENSIONS ON SITE PRIOR TO COMMENCING ANY WORK.  
ALL STRUCTURAL DRAWINGS TO BE READ IN CONJUNCTION WITH ARCHITECTURAL, CIVIL, FIRE, MECHANICAL & ELECTRICAL DRAWINGS.

**PRELIMINARY**  
NOT FOR CONSTRUCTION

**DRAWING IN PROGRESS**

NOTES

REVISIONS



**OLD MUNICIPAL CHAMBERS**

Repairs, Reconstruction & Restoration

Project

**FULL RESTORATION**

Sheet Name

**FIRST FLOOR PLAN**

Scale  
1:50 (1/2 SCALE @ A3)

Design TU Verified TU

Drawn JH Approved TU

Project No. 0294 Issue Date 31 March 2017

Revision A AF 1.03

ARCHITECTURAL





DO NOT SCALE  
THE CONTRACTOR SHALL VERIFY ALL DIMENSIONS ON SITE PRIOR TO COMMENCING ANY WORK.  
ALL STRUCTURAL DRAWINGS TO BE READ IN CONJUNCTION WITH ARCHITECTURAL, CIVIL, FIRE, MECHANICAL & ELECTRICAL DRAWINGS.

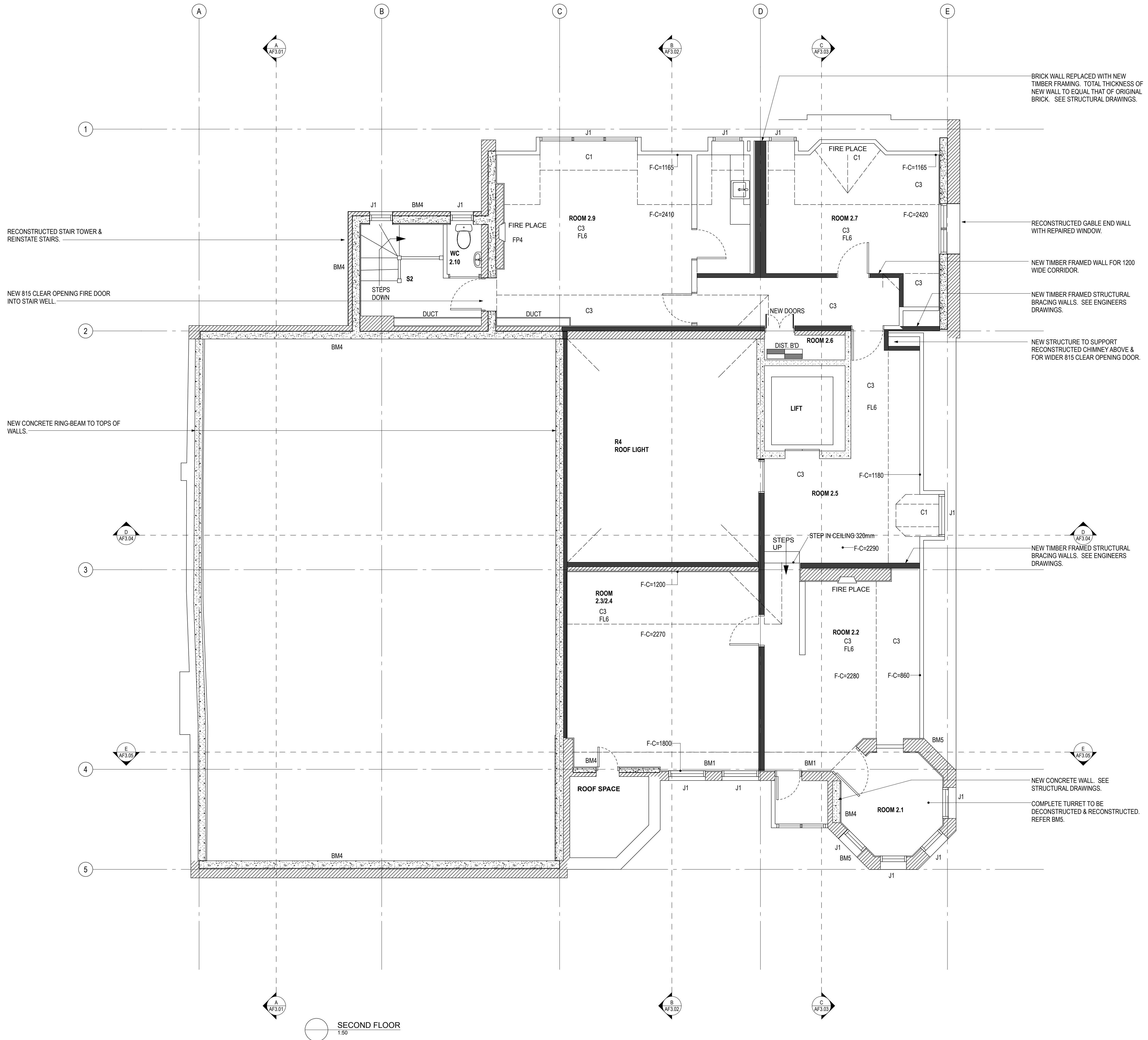


**PRELIMINARY**  
NOT FOR CONSTRUCTION

**DRAWING IN PROGRESS**

NOTES

REVISIONS



**OLD MUNICIPAL CHAMBERS**

Repairs, Reconstruction & Restoration

Project

**FULL RESTORATION**

Sheet Name

**SECOND FLOOR PLAN**

Scale  
1:50 (1/2 SCALE @ A3)

Design TU Verified TU

Drawn JH Approved TU

Project No. 0294 Issue Date 31 March 2017

Revision A AF 1.04

ARCHITECTURAL



DO NOT SCALE  
THE CONTRACTOR SHALL VERIFY ALL DIMENSIONS ON SITE PRIOR TO COMMENCING ANY WORK.

ALL STRUCTURAL DRAWINGS TO BE READ IN CONJUNCTION WITH ARCHITECTURAL, CIVIL, FIRE, MECHANICAL & ELECTRICAL DRAWINGS.

**PRELIMINARY**  
NOT FOR CONSTRUCTION

**DRAWING IN PROGRESS**

NOTES

REVISIONS



**OLD MUNICIPAL CHAMBERS**

Repairs, Reconstruction & Restoration

Project

**FULL RESTORATION**

Sheet Name

**ROOF PLAN**

Scale  
1:50 (1/2 SCALE @ A3)

Design TU Verified TU

Drawn JH Approved TU

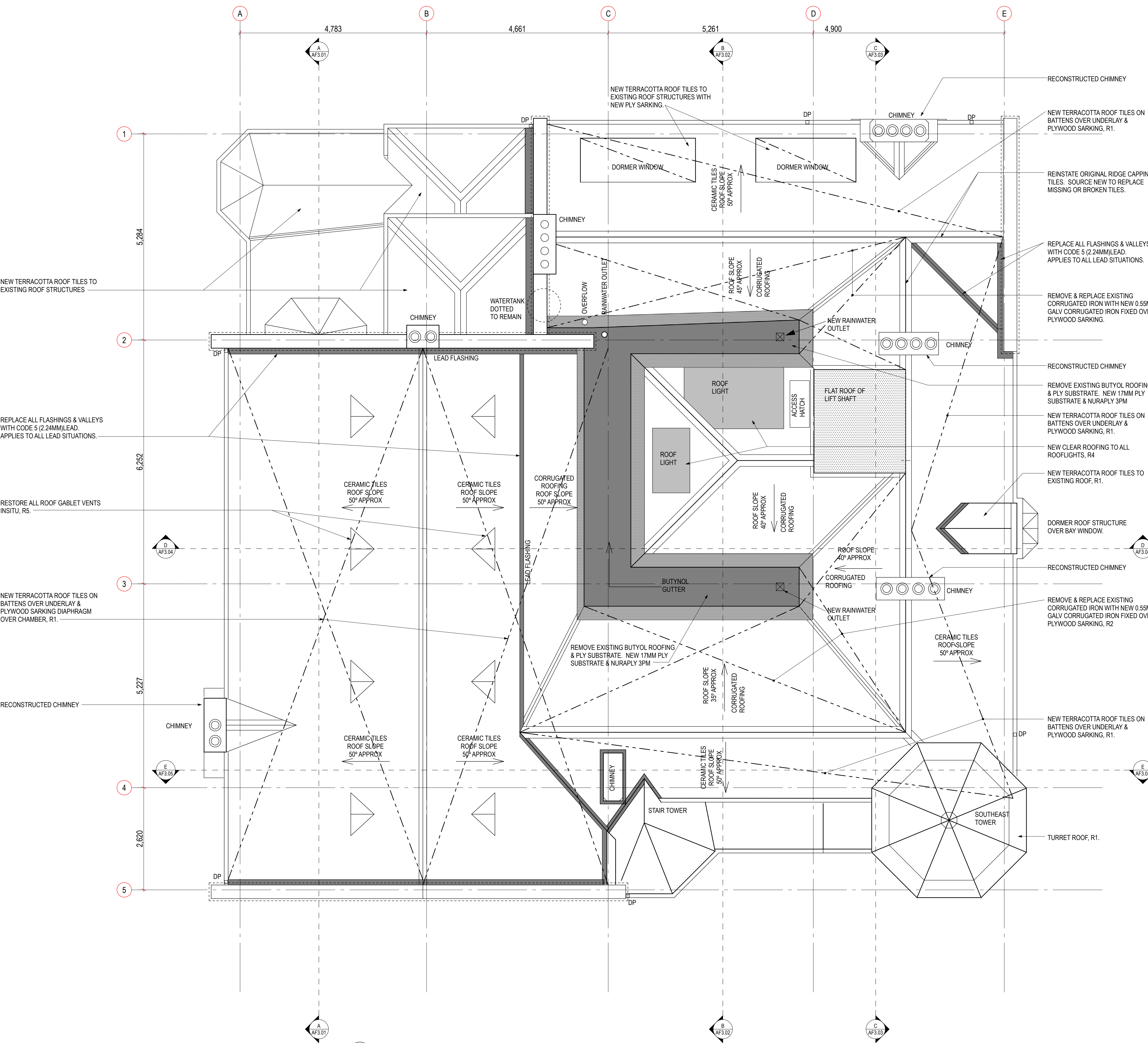
Project No. 0294 Issue Date 31 March 2017

Revision A Sheet No. AF1.05

ARCHITECTURAL



**CHRISTCHURCH**  
CITY COUNCIL - YOUR PEOPLE - YOUR CITY



ROOF PLAN  
1:50



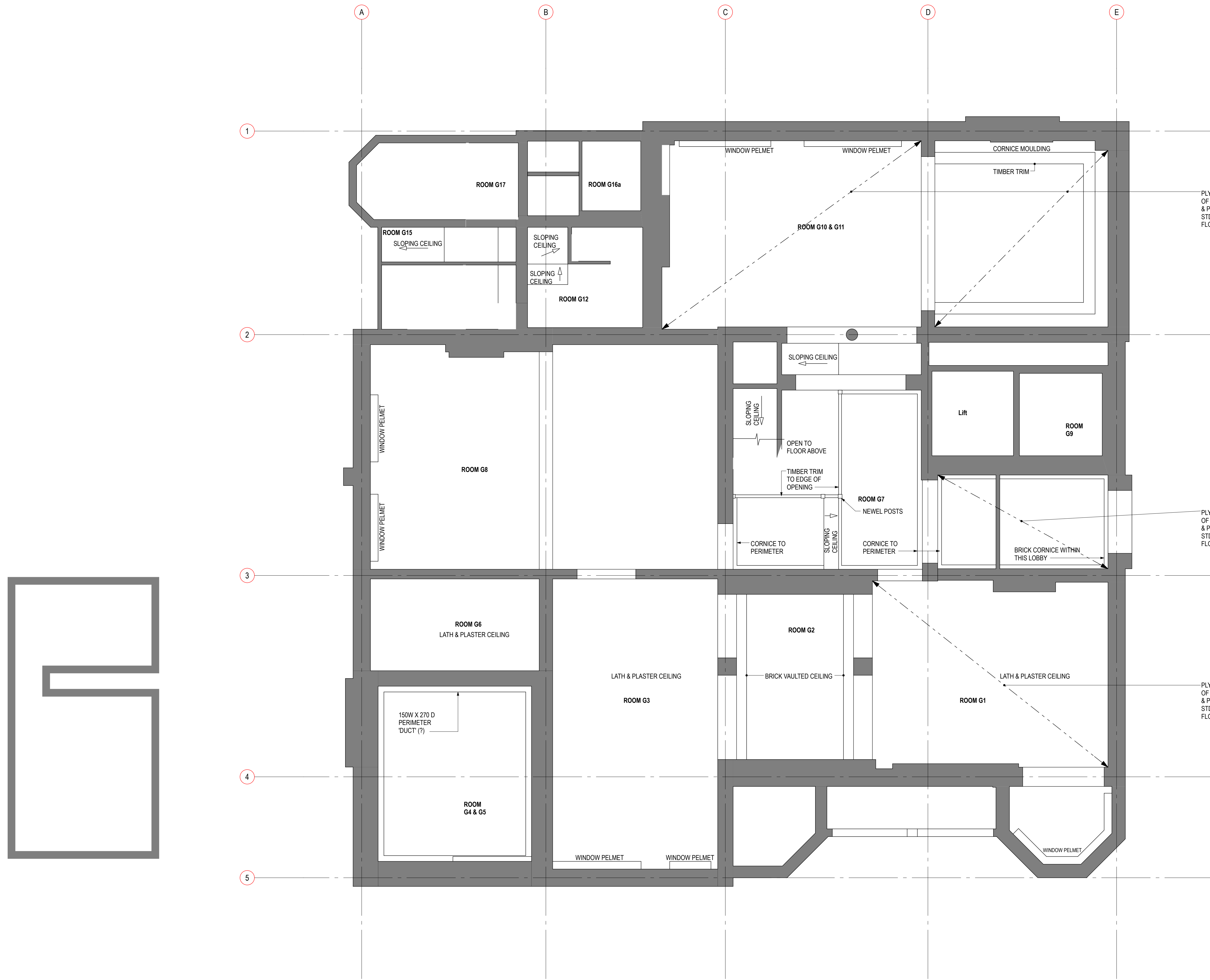
DO NOT SCALE  
THE CONTRACTOR SHALL VERIFY ALL DIMENSIONS ON SITE PRIOR TO COMMENCING ANY WORK.  
ALL STRUCTURAL DRAWINGS TO BE READ IN CONJUNCTION WITH ARCHITECTURAL, CIVIL, FIRE, MECHANICAL & ELECTRICAL DRAWINGS.

**PRELIMINARY**  
NOT FOR CONSTRUCTION

**DRAWING IN PROGRESS**

NOTES


REVISIONS



PLYWOOD DIAPHRAGM TO UNDERSIDE OF JOISTS REQUIRING REMOVAL OF LATH & PLASTER. FIX 13MM FYRELINE & 13MM STD GIB OVER. APPLIES TO ALL GROUND FLOOR CEILINGS, C2.

PLYWOOD DIAPHRAGM TO UNDERSIDE OF JOISTS REQUIRING REMOVAL OF LATH & PLASTER. FIX 13MM FYRELINE & 13MM STD GIB OVER. APPLIES TO ALL GROUND FLOOR CEILINGS, C2.

PLYWOOD DIAPHRAGM TO UNDERSIDE OF JOISTS REQUIRING REMOVAL OF LATH & PLASTER. FIX 13MM FYRELINE & 13MM STD GIB OVER. APPLIES TO ALL GROUND FLOOR CEILINGS, C2.



BASEMENT  
1:50

GROUND FLOOR  
1:50



**OLD MUNICIPAL CHAMBERS**

Repairs, Reconstruction & Restoration

Project

**FULL RESTORATION**

Sheet Name

**GROUND FLOOR RCP**

Scale  
1:50 (1/2 SCALE @ A3)

Design TU Verified TU

Drawn JH Approved TU

Project No. 0294 Issue Date 31 March 2017

Revision A Sheet No. AF1.06

ARCHITECTURAL

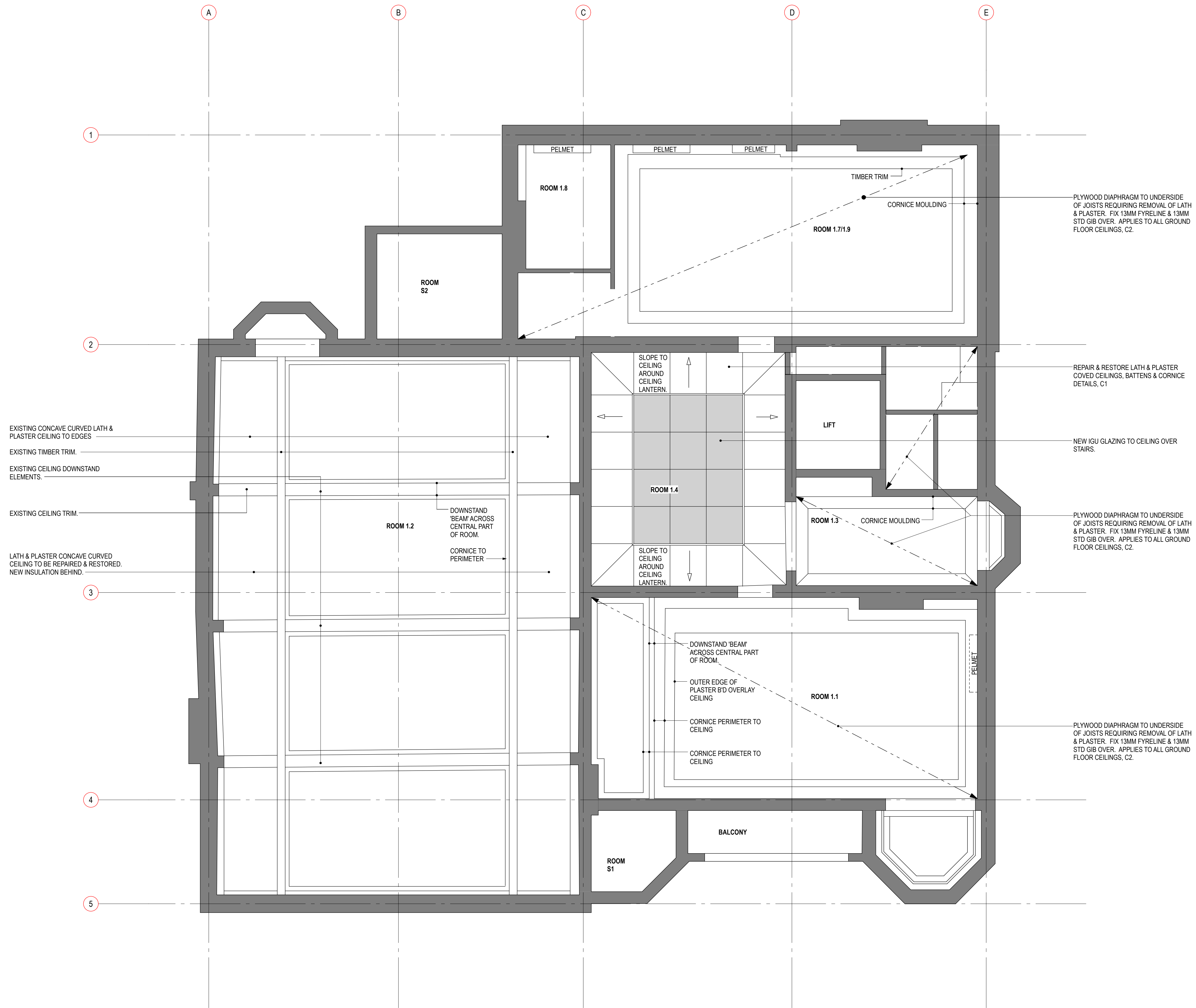
DO NOT SCALE  
THE CONTRACTOR SHALL VERIFY ALL DIMENSIONS ON SITE PRIOR TO COMMENCING ANY WORK.  
ALL STRUCTURAL DRAWINGS TO BE READ IN CONJUNCTION WITH ARCHITECTURAL, CIVIL, FIRE, MECHANICAL & ELECTRICAL DRAWINGS.

**PRELIMINARY**  
NOT FOR CONSTRUCTION

**DRAWING IN PROGRESS**

NOTES

REVISIONS



**OLD MUNICIPAL CHAMBERS**

Repairs, Reconstruction & Restoration

Project

**FULL RESTORATION**

Sheet Name

**FIRST FLOOR RCP**

Scale  
1:50 (1/2 SCALE @ A3)

Design TU Verified TU

Drawn JH Approved TU

Project No. 0294 Issue Date 31 March 2017

Revision A Sheet No. AF1.07

ARCHITECTURAL



**CHRISTCHURCH**  
CITY COUNCIL - YOUR PEOPLE - YOUR CITY



DO NOT SCALE  
THE CONTRACTOR SHALL VERIFY ALL DIMENSIONS ON SITE PRIOR TO COMMENCING ANY WORK.  
ALL STRUCTURAL DRAWINGS TO BE READ IN CONJUNCTION WITH ARCHITECTURAL, CIVIL, FIRE, MECHANICAL & ELECTRICAL DRAWINGS.

**PRELIMINARY**  
NOT FOR CONSTRUCTION

**DRAWING IN PROGRESS**

NOTES

REVISIONS



SECOND FLOOR  
1:50



**OLD MUNICIPAL CHAMBERS**  
Repairs, Reconstruction & Restoration

Project  
**FULL RESTORATION**

Sheet Name  
**SECOND FLOOR RCP**

Scale  
1:50 (1/2 SCALE @ A3)

Design	TU	Verified	TU
Drawn	JH	Approved	TU

Project No.	0294	Issue Date	31 March 2017
-------------	------	------------	---------------

Revision	A	Sheet No.	AF1.08
----------	---	-----------	--------

ARCHITECTURAL

DO NOT SCALE  
THE CONTRACTOR SHALL VERIFY ALL DIMENSIONS ON SITE PRIOR TO COMMENCING ANY WORK.  
ALL STRUCTURAL DRAWINGS TO BE READ IN CONJUNCTION WITH ARCHITECTURAL, CIVIL, FIRE, MECHANICAL & ELECTRICAL DRAWINGS

**PRELIMINARY**  
NOT FOR CONSTRUCTION

**DRAWING IN PROGRESS**

NOTES

REVISIONS



NORTH ELEVATION  
1:50



**OLD MUNICIPAL CHAMBERS**

Repairs, Reconstruction & Restoration

Project

**FULL RESTORATION**

Sheet Name

**NORTH ELEVATION**

Scale  
1:50 (1/2 SCALE @ A3)

Design	TU	Verified	TU
Drawn	CG	Approved	TU

Project No.	Issue Date
0294	31 March 2017

Revision	Sheet No.
A	AF2.01

ARCHITECTURAL




DO NOT SCALE  
THE CONTRACTOR SHALL VERIFY ALL DIMENSIONS ON SITE PRIOR TO COMMENCING ANY WORK.  
ALL STRUCTURAL DRAWINGS TO BE READ IN CONJUNCTION WITH ARCHITECTURAL, CIVIL, FIRE, MECHANICAL & ELECTRICAL DRAWINGS

**PRELIMINARY**  
NOT FOR CONSTRUCTION

**DRAWING IN PROGRESS**

NOTES

REVISIONS



EAST ELEVATION  
1:50



**OLD MUNICIPAL CHAMBERS**

Repairs, Reconstruction & Restoration

Project

**FULL RESTORATION**

Sheet Name

**EAST ELEVATION**

Scale  
1:50 (1/2 SCALE @ A3)

Design	TU	Verified	TU
Drawn	CG	Approved	TU

Project No.	Issue Date
0294	31 March 2017

Revision	Sheet No.
A	AF2.02

ARCHITECTURAL



DO NOT SCALE  
THE CONTRACTOR SHALL VERIFY ALL DIMENSIONS ON SITE PRIOR TO COMMENCING ANY WORK.  
ALL STRUCTURAL DRAWINGS TO BE READ IN CONJUNCTION WITH ARCHITECTURAL, CIVIL, FIRE, MECHANICAL & ELECTRICAL DRAWINGS

**PRELIMINARY**  
NOT FOR CONSTRUCTION

**DRAWING IN PROGRESS**

NOTES

REVISIONS



CONFIRM CHIMNEY HEIGHT WITH STRUCTURAL DRAWINGS

RECONSTRUCT COLLAPSED ENTABLATURE

BRICK MASONRY DECONSTRUCTION & RECONSTRUCTION OVER CONCRETE WALLS REFER GLOSSARY - BM4

FREEZE & DECORATIVE TILES REFER GLOSSARY - BM6

RECONSTRUCT CHIMNEY OVER STRUCTURAL STEEL CORE - RECONSTRUCTION HEIGHT TBC REFER GLOSSARY - CH2

STAINED & LEADLIGHT GLASS TO 12 PANES OF CHAMBER SOUTH WINDOW REFER GLOSSARY - J2

BRICK MASONRY DAMAGED WALL & CRACK REPAIR / CONCRETE STRENGTHENING INLAID INTO BRICK URM WALLS REFER GLOSSARY - BM2 / BM3

CHAMBER SOUTH WINDOW REFER GLOSSARY - SM6

INSTALL NEW REPLICA FIGURINES IN ALCOVES REFER GLOSSARY - BM7

BRICK MASONRY DECONSTRUCTION & RECONSTRUCTION OVER CONCRETE WALLS REFER GLOSSARY - BM4

BRICK MASONRY DECONSTRUCTION & RECONSTRUCTION OVER CONCRETE WALLS REFER GLOSSARY - BM4

FREEZE & DECORATIVE TILES REFER GLOSSARY - BM6

WINDOW JOINERY, REPAIR & REFINISH REFER GLOSSARY - J1

WINDOW DRESSING, TRANSOMS & MULLIONS - REPAIR OF REFER GLOSSARY SM1

BRICK MASONRY DAMAGED WALL & CRACK REPAIR / CONCRETE STRENGTHENING INLAID INTO BRICK URM WALLS REFER GLOSSARY - BM2 / BM3

BRICK MASONRY DECONSTRUCTION & RECONSTRUCTION OVER CONCRETE WALLS REFER GLOSSARY - BM4

NEW TERRACOTTA ROOF TILES REFER GLOSSARY - R1

REPAIR SALVAGED TURRET ROOF STRUCTURE

FREEZE & DECORATIVE TILES REFER GLOSSARY - BM6

TURRET MASONRY REFER GLOSSARY - BM5

WINDOW DRESSING, TRANSOMS & MULLIONS - REPLACEMENT OF REFER GLOSSARY SM2

WINDOW JOINERY, REPAIR & REFINISH REFER GLOSSARY - J1

DECONSTRUCTED HEIGHT OF TURRET

DECONSTRUCT LINE

REPAIR, PARTIALLY RECONSTRUCTED BRICK ARCH REFER GLOSSARY - BM2

WINDOW DRESSING, TRANSOMS & MULLIONS - REPAIR OF REFER GLOSSARY SM1

WINDOW JOINERY, REPAIR & REFINISH REFER GLOSSARY - J1

CONCRETE STRENGTHENING WALLS INLAID INTO BRICK URM WALLS REFER GLOSSARY - BM3

RECONSTRUCT SALVAGED LIMESTONE BALUSTRADE REFER GLOSSARY - SM5

BRICK MASONRY DAMAGED WALL & CRACK REPAIR REFER GLOSSARY - BM2

WINDOW JOINERY, REPAIR & REFINISH REFER GLOSSARY - J1

WINDOW DRESSING, TRANSOMS & MULLIONS - REPAIR OF REFER GLOSSARY SM1

WINDOW DRESSING, TRANSOMS & MULLIONS - REPLACEMENT OF REFER GLOSSARY SM2

CONCRETE STRENGTHENING WALLS INLAID INTO BRICK URM WALLS REFER GLOSSARY - BM3

TURRET MASONRY REFER GLOSSARY - BM5



**OLD MUNICIPAL CHAMBERS**

Repairs, Reconstruction & Restoration

Project

**FULL RESTORATION**

Sheet Name

**SOUTH ELEVATION**

Scale

1:50 (1/2 SCALE @ A3)

Design

TU

Verified

TU

Drawn

CG

Approved

TU

Project No.

0294

Issue Date

31 March 2017

Revision

A

Sheet No.

AF2.03

ARCHITECTURAL



**CHRISTCHURCH**  
CITY COUNCIL - YOUR PEOPLE - YOUR CITY



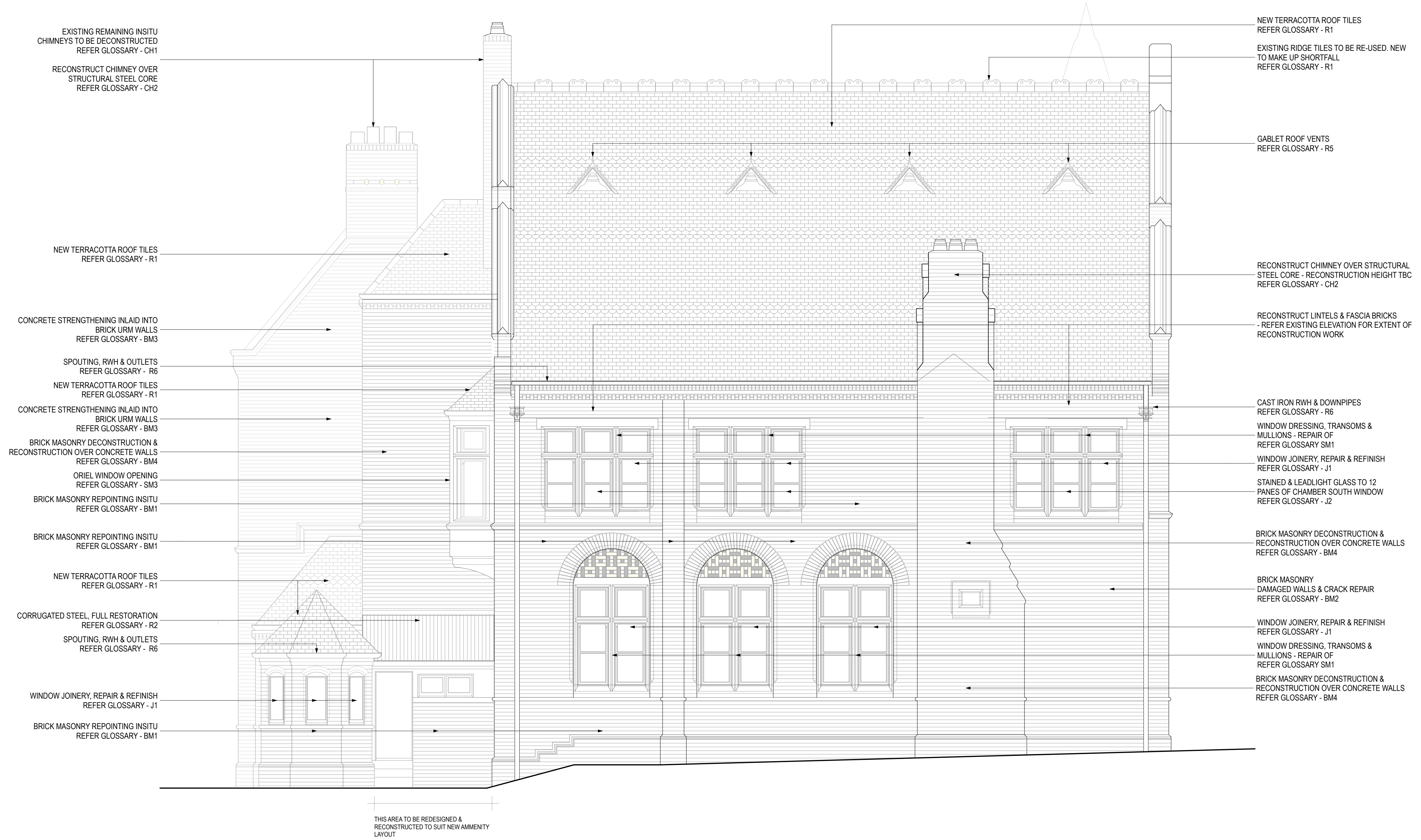
DO NOT SCALE  
THE CONTRACTOR SHALL VERIFY ALL DIMENSIONS ON SITE PRIOR TO COMMENCING ANY WORK.  
ALL STRUCTURAL DRAWINGS TO BE READ IN CONJUNCTION WITH ARCHITECTURAL, CIVIL, FIRE, MECHANICAL & ELECTRICAL DRAWINGS

**PRELIMINARY**  
NOT FOR CONSTRUCTION

**DRAWING IN PROGRESS**

NOTES

REVISIONS



**OLD MUNICIPAL CHAMBERS**

Repairs, Reconstruction & Restoration

Project

**FULL RESTORATION**

Sheet Name

**WEST ELEVATION**

Scale  
1:50 (1/2 SCALE @ A3)

Design TU Verified TU

Drawn CG Approved TU

Project No. 0294 Issue Date 31 March 2017

Revision A Sheet No. AF2.04

**ARCHITECTURAL**





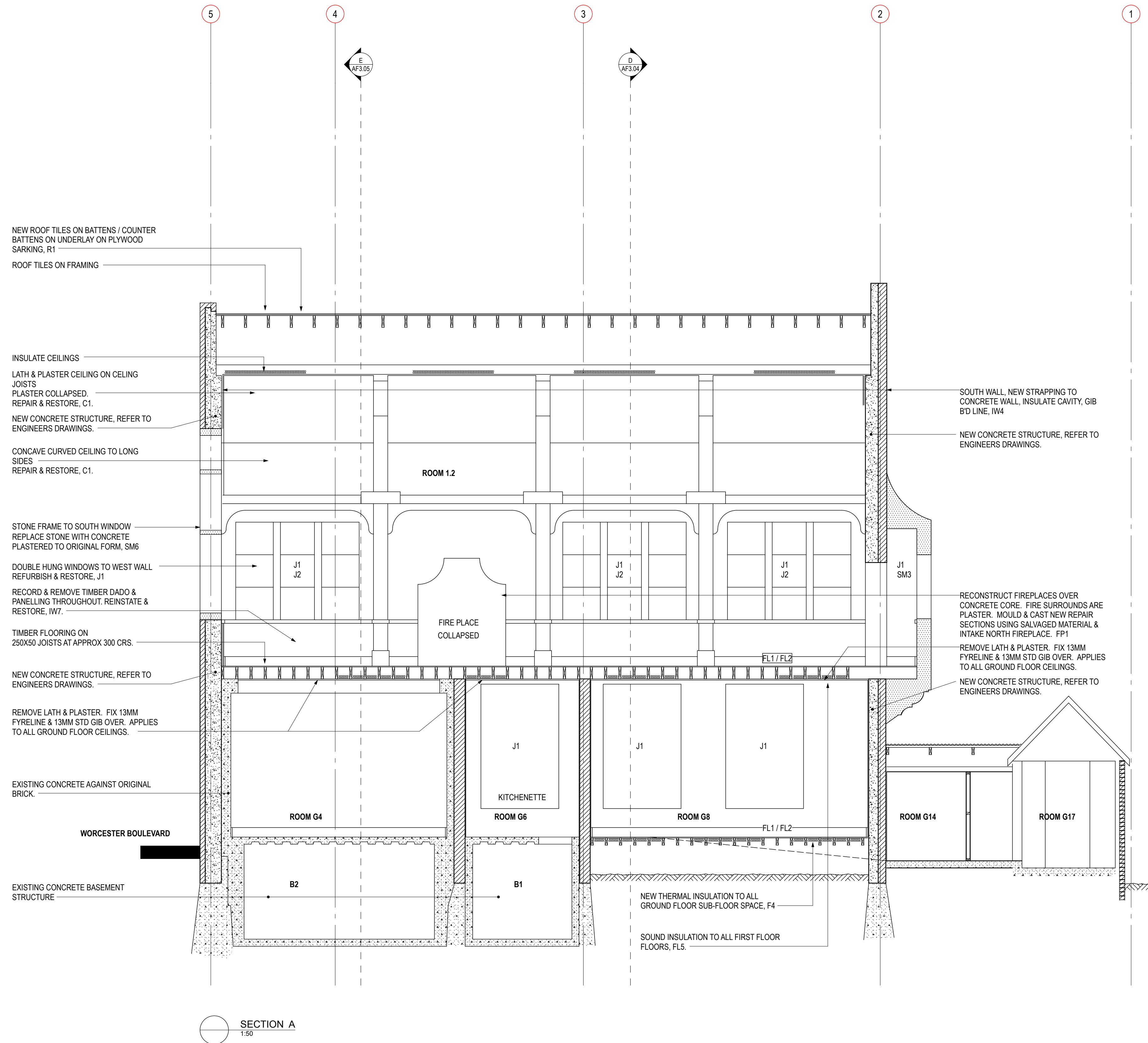
DO NOT SCALE  
THE CONTRACTOR SHALL VERIFY ALL DIMENSIONS ON SITE PRIOR TO COMMENCING ANY WORK.  
ALL STRUCTURAL DRAWINGS TO BE READ IN CONJUNCTION WITH ARCHITECTURAL, CIVIL, FIRE, MECHANICAL & ELECTRICAL DRAWINGS.

**PRELIMINARY**  
NOT FOR CONSTRUCTION

**DRAWING IN PROGRESS**

NOTES

REVISIONS



**OLD MUNICIPAL CHAMBERS**

Repairs, Reconstruction & Restoration

Project

**FULL RESTORATION**

Sheet Name

**SECTION A**

Scale  
1:50 (1/2 SCALE @ A3)

Design TU Verified TU

Drawn JH Approved TU

Project No. 0294 Issue Date 31 March 2017

Revision A Sheet No. AF3.01

ARCHITECTURAL



DO NOT SCALE  
THE CONTRACTOR SHALL VERIFY ALL DIMENSIONS ON SITE PRIOR TO COMMENCING ANY WORK.  
ALL STRUCTURAL DRAWINGS TO BE READ IN CONJUNCTION WITH ARCHITECTURAL, CIVIL, FIRE, MECHANICAL & ELECTRICAL DRAWINGS.

**PRELIMINARY**  
NOT FOR CONSTRUCTION

**DRAWING IN PROGRESS**

NOTES

REVISIONS



**OLD MUNICIPAL CHAMBERS**  
Repairs, Reconstruction & Restoration

Project  
**FULL RESTORATION**

Sheet Name  
**SECTION B**

Scale  
1:50 (1/2 SCALE @ A3)

Design	TU	Verified	TU
Drawn	JH	Approved	TU
Project No.	0294	Issue Date	31 March 2017
Revision	A	Sheet No.	AF3.02



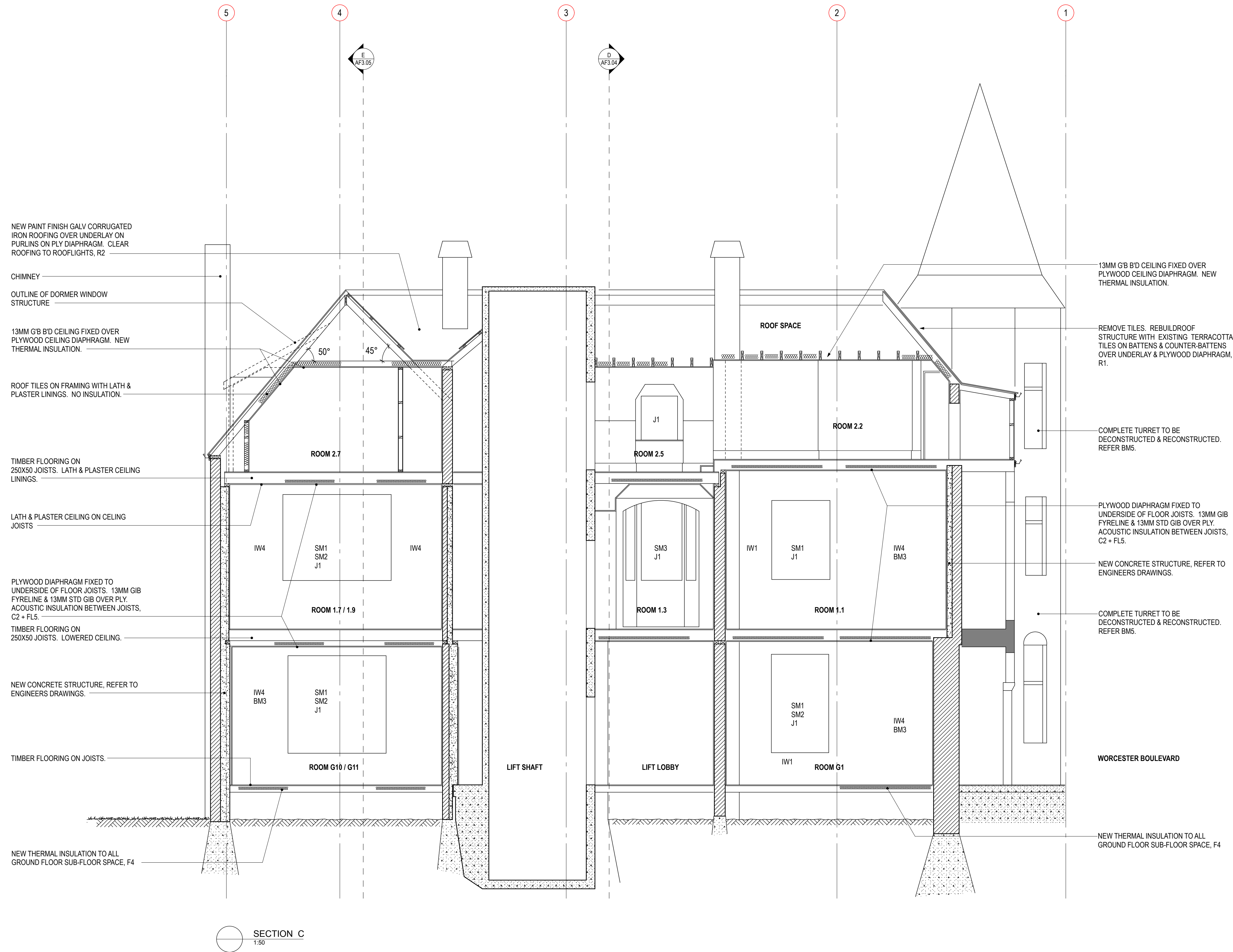
DO NOT SCALE  
THE CONTRACTOR SHALL VERIFY ALL DIMENSIONS ON SITE PRIOR TO COMMENCING ANY WORK.  
ALL STRUCTURAL DRAWINGS TO BE READ IN CONJUNCTION WITH ARCHITECTURAL, CIVIL, FIRE, MECHANICAL & ELECTRICAL DRAWINGS.

**PRELIMINARY**  
NOT FOR CONSTRUCTION

**DRAWING IN PROGRESS**

NOTES

REVISIONS



**OLD MUNICIPAL CHAMBERS**

Repairs, Reconstruction & Restoration

Project

**FULL RESTORATION**

Sheet Name

**SECTION C**

Scale  
1:50 (1/2 SCALE @ A3)

Design TU Verified TU

Drawn JH Approved TU

Project No. 0294 Issue Date 31 March 2017

Revision A Sheet No. AF3.03

ARCHITECTURAL



**CHRISTCHURCH**  
CITY COUNCIL - YOUR PEOPLE - YOUR CITY



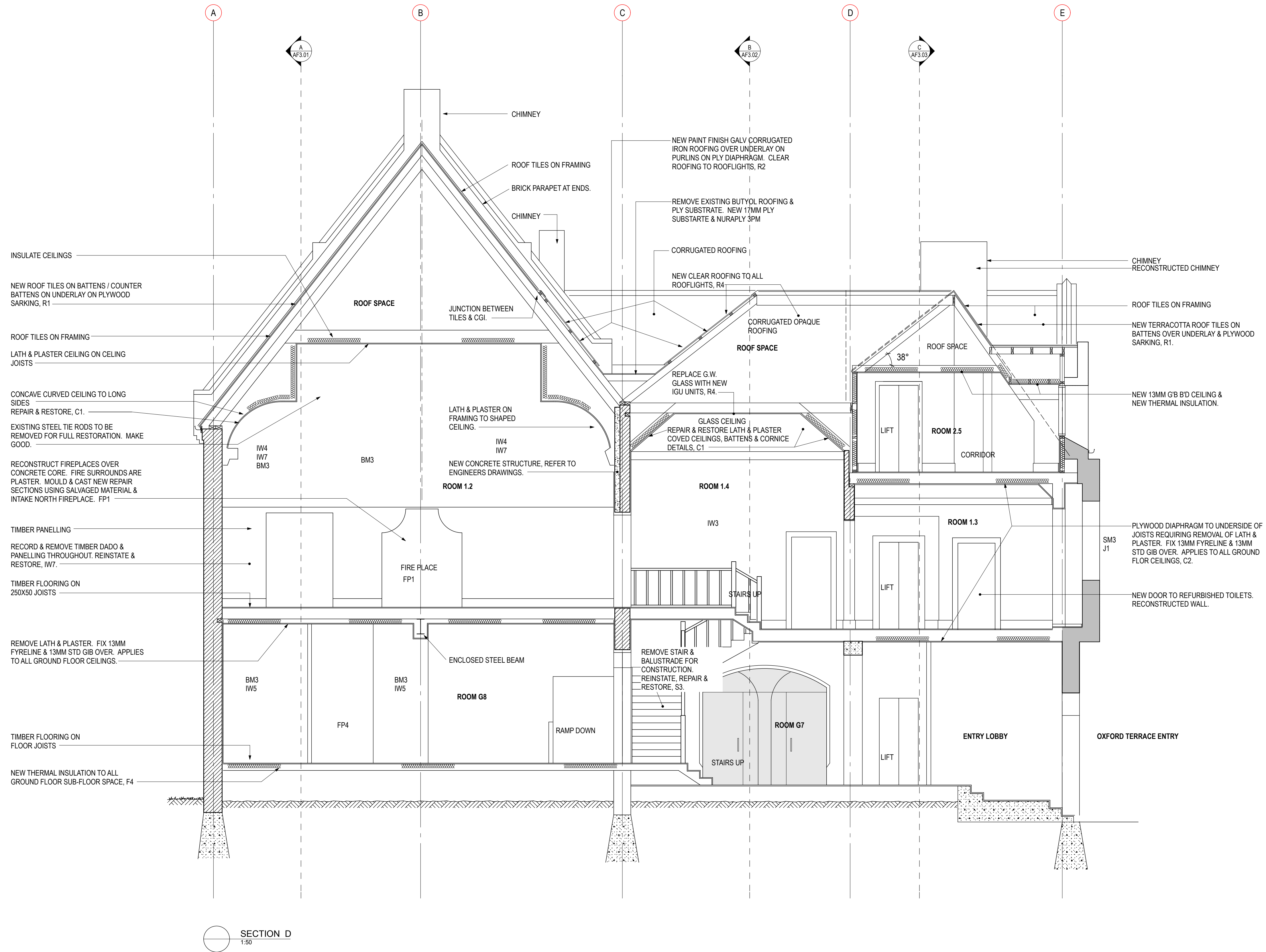
DO NOT SCALE  
THE CONTRACTOR SHALL VERIFY ALL DIMENSIONS ON SITE PRIOR TO COMMENCING ANY WORK.  
ALL STRUCTURAL DRAWINGS TO BE READ IN CONJUNCTION WITH ARCHITECTURAL, CIVIL, FIRE, MECHANICAL & ELECTRICAL DRAWINGS

**PRELIMINARY**  
NOT FOR CONSTRUCTION

**DRAWING IN PROGRESS**

NOTES

REVISIONS



SECTION D  
1:50



**OLD MUNICIPAL CHAMBERS**

Repairs, Reconstruction & Restoration

Project

**FULL RESTORATION**

Sheet Name

**SECTION D**

Scale  
1:50 (1/2 SCALE @ A3)

Design TU Verified TU

Drawn JH Approved TU

Project No. 0294 Issue Date 31 March 2017

Revision A Sheet No. AF3.04

ARCHITECTURAL



DO NOT SCALE  
THE CONTRACTOR SHALL VERIFY ALL DIMENSIONS ON SITE PRIOR TO COMMENCING ANY WORK.  
ALL STRUCTURAL DRAWINGS TO BE READ IN CONJUNCTION WITH ARCHITECTURAL, CIVIL, FIRE, MECHANICAL & ELECTRICAL DRAWINGS.

**PRELIMINARY**  
NOT FOR CONSTRUCTION

**DRAWING IN PROGRESS**

NOTES

REVISIONS



**OLD MUNICIPAL CHAMBERS**

Repairs, Reconstruction & Restoration

Project

**FULL RESTORATION**

Sheet Name

**SECTION E**

Scale  
1:50 (1/2 SCALE @ A3)

Design TU Verified TU

Drawn JH Approved TU

Project No. 0294 Issue Date 31 March 2017

Revision A AF3.05

ARCHITECTURAL



DO NOT SCALE  
THE CONTRACTOR SHALL VERIFY ALL DIMENSIONS ON SITE PRIOR TO COMMENCING ANY WORK.  
ALL STRUCTURAL DRAWINGS TO BE READ IN CONJUNCTION WITH ARCHITECTURAL, CIVIL, FIRE, MECHANICAL & ELECTRICAL DRAWINGS

**PRELIMINARY**  
NOT FOR CONSTRUCTION

**DRAWING IN PROGRESS**

NOTES

REVISIONS



**OLD MUNICIPAL CHAMBERS**

Repairs, Reconstruction & Restoration

Project

**STAGED RESTORATION**

Sheet Name

**SITE PLAN**

Scale

1:100 (1/2 SCALE @ A3)

Design

TU

Verified

TU

Drawn

JH

Approved

TU

Project No.

0294

Issue Date

31 March 2017

Revision

A

Sheet No.

AS1.01

ARCHITECTURAL



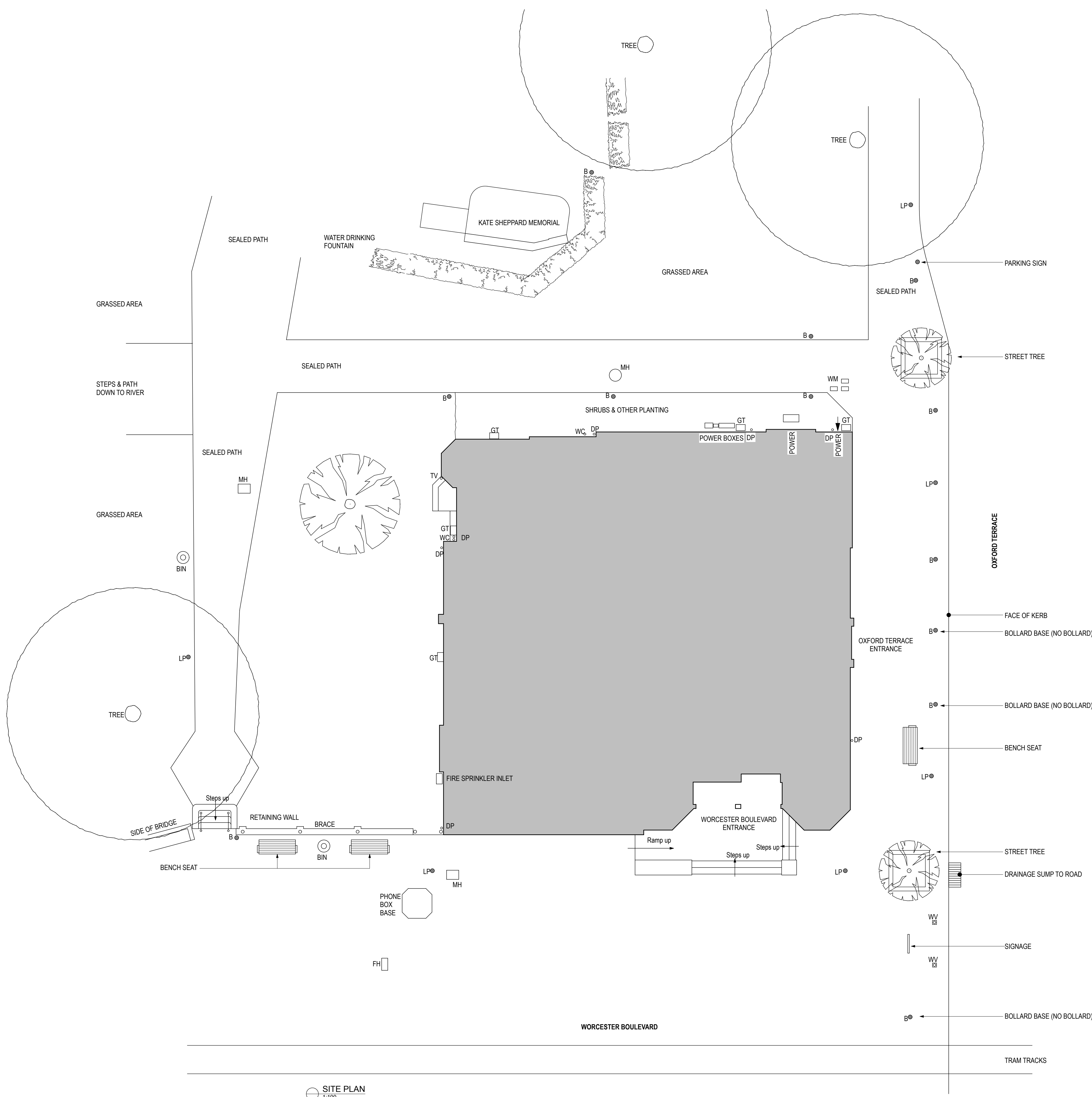
**CHRISTCHURCH**  
CITY COUNCIL - YOUR PEOPLE - YOUR CITY



**LEGEND**

- WV WATER VALVE
- B BOLLARD
- LP LIGHTING POLE
- WM WATER METER

- GT GULLY TRAP
- DP DOWN PIPE
- TV TERMINAL VENT
- FH FIRE HYDRANT
- MH MAN HOLE COVER



**SITE PLAN**  
1:100



DO NOT SCALE  
THE CONTRACTOR SHALL VERIFY ALL DIMENSIONS ON SITE PRIOR TO COMMENCING ANY WORK.  
ALL STRUCTURAL DRAWINGS TO BE READ IN CONJUNCTION WITH ARCHITECTURAL, CIVIL, FIRE, MECHANICAL & ELECTRICAL DRAWINGS.  
**PRELIMINARY**  
NOT FOR CONSTRUCTION

**DRAWING IN PROGRESS**

NOTES

REVISIONS



**OLD MUNICIPAL CHAMBERS**

Repairs, Reconstruction & Restoration

Project

**STAGED RESTORATION**

Sheet Name

**GROUND FLOOR PLAN**

Scale  
1:50 (1/2 SCALE @ A3)

Design TU Verified TU

Drawn JH Approved TU

Project No. 0294 Issue Date 31 March 2017

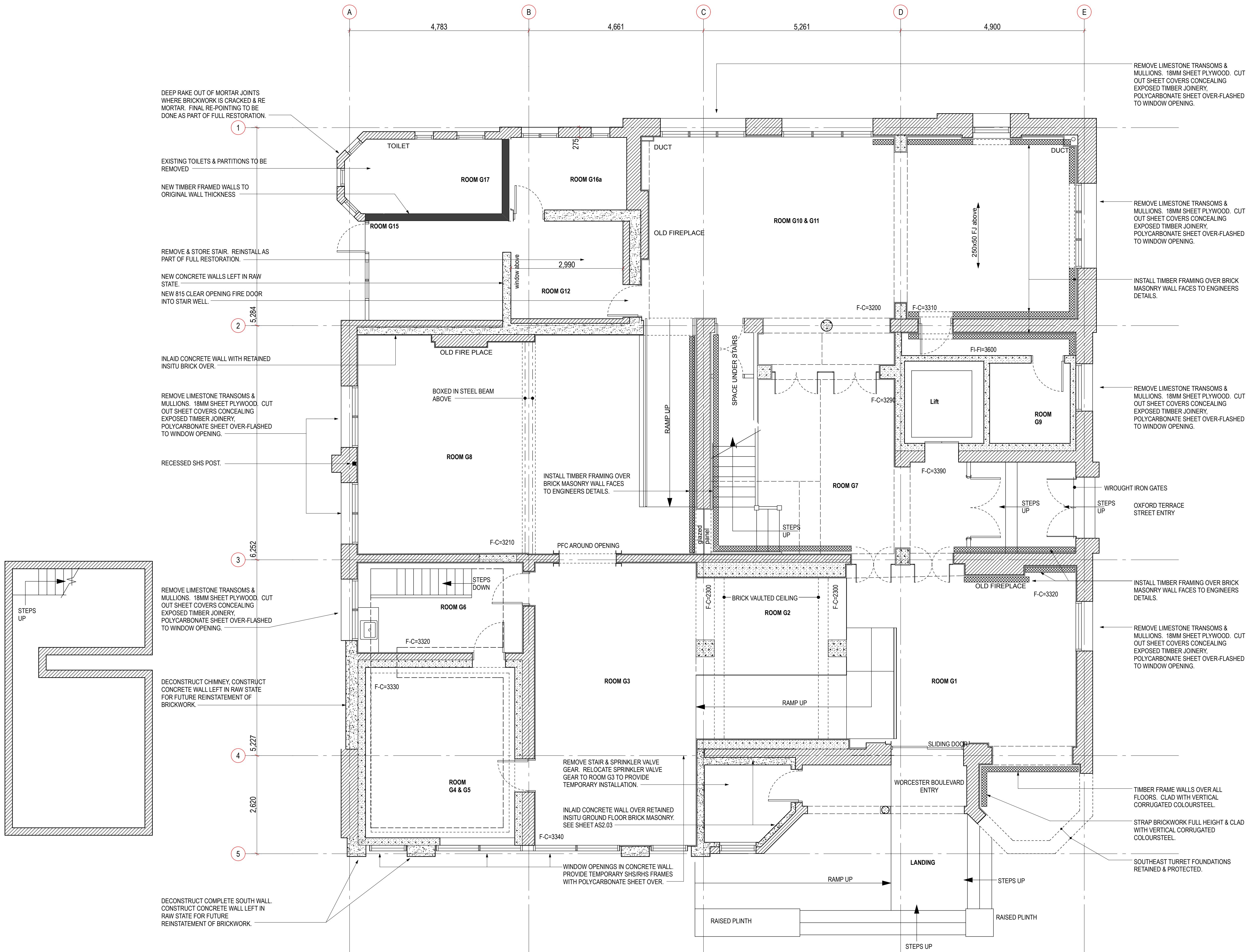
Revision Sheet No.

**A AS1.02**

ARCHITECTURAL



**CHRISTCHURCH**  
CITY COUNCIL - YOUR PEOPLE - YOUR CITY



BASEMENT  
1:50

GROUND FLOOR  
1:50



DO NOT SCALE  
THE CONTRACTOR SHALL VERIFY ALL DIMENSIONS ON SITE PRIOR TO COMMENCING ANY WORK.  
ALL STRUCTURAL DRAWINGS TO BE READ IN CONJUNCTION WITH ARCHITECTURAL, CIVIL, FIRE, MECHANICAL & ELECTRICAL DRAWINGS.

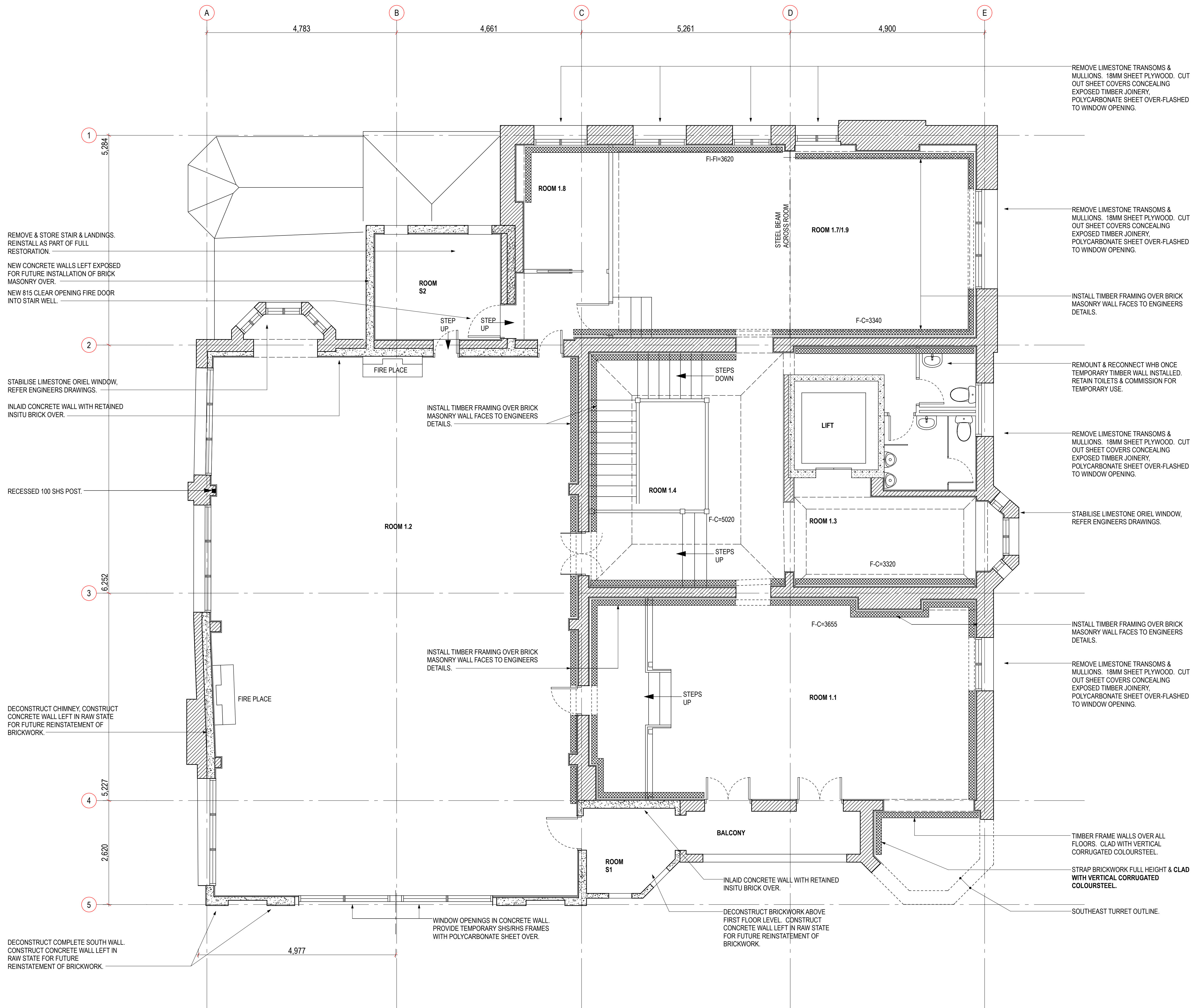
**PRELIMINARY**  
NOT FOR CONSTRUCTION

**DRAWING IN PROGRESS**

NOTES

REVISIONS

NORTH



**OLD MUNICIPAL CHAMBERS**

Repairs, Reconstruction & Restoration

Project

**STAGED RESTORATION**

Sheet Name

**FIRST FLOOR PLAN**

Scale  
1:50 (1/2 SCALE @ A3)

Design TU Verified TU

Drawn JH Approved TU

Project No. 0294 Issue Date 31 March 2017

Revision A Sheet No. AS1.03

**ARCHITECTURAL**



DO NOT SCALE  
THE CONTRACTOR SHALL VERIFY ALL DIMENSIONS ON SITE PRIOR TO COMMENCING ANY WORK.  
ALL STRUCTURAL DRAWINGS TO BE READ IN CONJUNCTION WITH ARCHITECTURAL, CIVIL, FIRE, MECHANICAL & ELECTRICAL DRAWINGS.

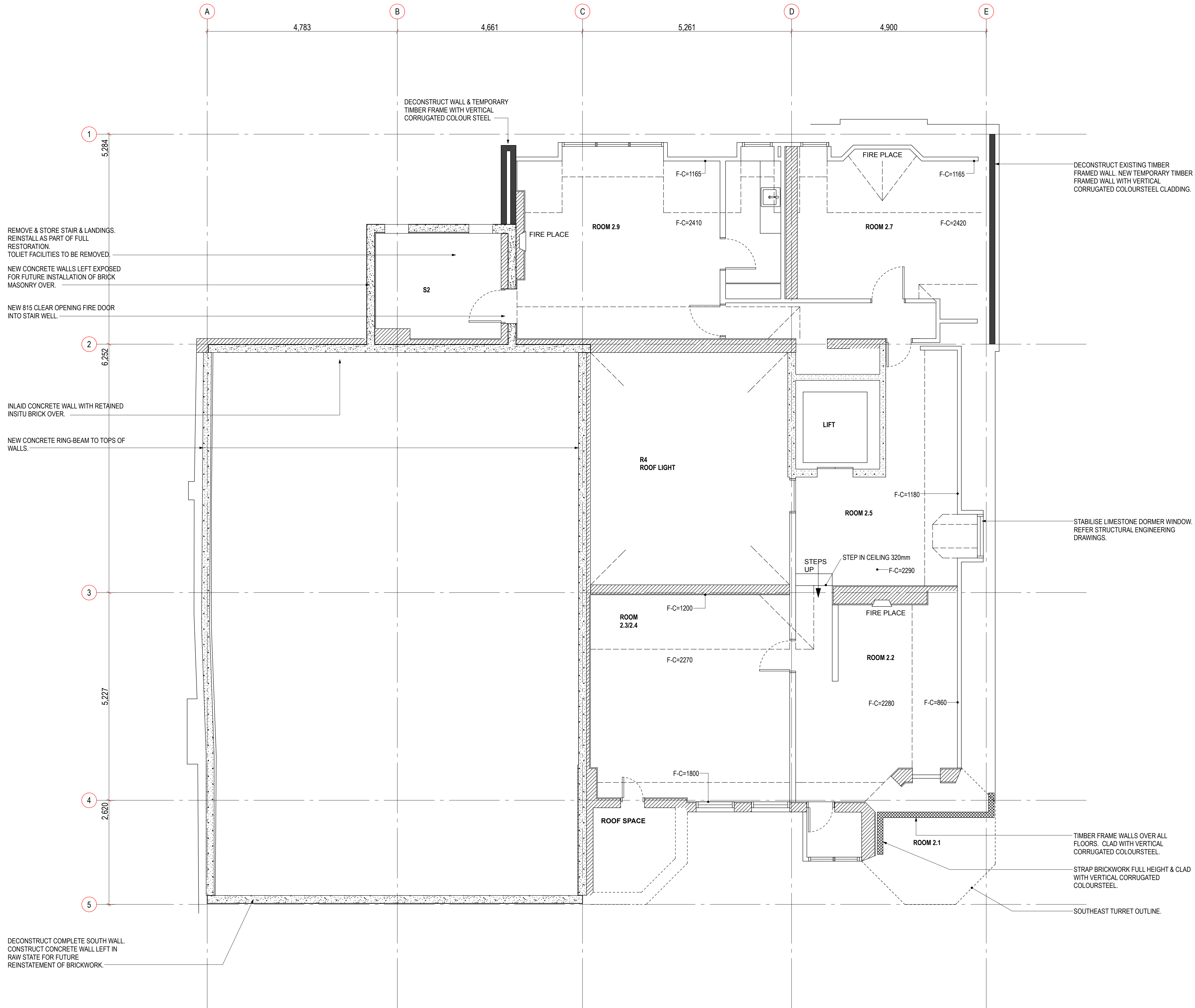
NORTH ↑

**PRELIMINARY**  
NOT FOR CONSTRUCTION

**DRAWING IN PROGRESS**

NOTES

REVISIONS



REMOVE & STORE STAIR & LANDINGS. REINSTALL AS PART OF FULL RESTORATION. TOILET FACILITIES TO BE REMOVED.  
NEW CONCRETE WALLS LEFT EXPOSED FOR FUTURE INSTALLATION OF BRICK MASONRY OVER.  
NEW 815 CLEAR OPENING FIRE DOOR INTO STAIR WELL.

INLAID CONCRETE WALL WITH RETAINED INSITU BRICK OVER.  
NEW CONCRETE RING-BEAM TO TOPS OF WALLS.

DECONSTRUCT COMPLETE SOUTH WALL. CONSTRUCT CONCRETE WALL LEFT IN RAW STATE FOR FUTURE REINSTATEMENT OF BRICKWORK.

DECONSTRUCT WALL & TEMPORARY TIMBER FRAME WITH VERTICAL CORRUGATED COLOUR STEEL

DECONSTRUCT EXISTING TIMBER FRAMED WALL. NEW TEMPORARY TIMBER FRAMED WALL WITH VERTICAL CORRUGATED COLOURSTEEL CLADDING.

STABILISE LIMESTONE DORMER WINDOW. REFER STRUCTURAL ENGINEERING DRAWINGS.

TIMBER FRAME WALLS OVER ALL FLOORS. CLAD WITH VERTICAL CORRUGATED COLOURSTEEL.  
STRAP BRICKWORK FULL HEIGHT & CLAD WITH VERTICAL CORRUGATED COLOURSTEEL.

SOUTHEAST TURRET OUTLINE.

SECOND FLOOR  
1:50



**OLD MUNICIPAL CHAMBERS**  
Repairs, Reconstruction & Restoration

Project  
**STAGED RESTORATION**

Sheet Name  
**SECOND FLOOR PLAN**

Scale  
1:50 (1/2 SCALE @ A3)

Design	TU	Verified	TU
Drawn	JH	Approved	TU

Project No.	0294	Issue Date	31 March 2017
-------------	------	------------	---------------

Revision	A	Sheet No.	AS1.04
----------	---	-----------	--------

ARCHITECTURAL







DO NOT SCALE  
THE CONTRACTOR SHALL VERIFY ALL DIMENSIONS ON SITE PRIOR TO COMMENCING ANY WORK.  
ALL STRUCTURAL DRAWINGS TO BE READ IN CONJUNCTION WITH ARCHITECTURAL, CIVIL, FIRE, MECHANICAL & ELECTRICAL DRAWINGS

**PRELIMINARY**  
NOT FOR CONSTRUCTION

**DRAWING IN PROGRESS**

NOTES

REVISIONS



**OLD MUNICIPAL CHAMBERS**

Repairs, Reconstruction & Restoration

Project

**STAGED RESTORATION**

Sheet Name

**NORTH ELEVATION**

Scale  
1:50 (1/2 SCALE @ A3)

Design	TU	Verified	TU
Drawn	CG	Approved	TU

Project No.	0294	Issue Date	31 March 2017
-------------	------	------------	---------------

Revision	A	Sheet No.	AS2.01
----------	---	-----------	--------

ARCHITECTURAL



DO NOT SCALE  
THE CONTRACTOR SHALL VERIFY ALL DIMENSIONS ON SITE PRIOR TO COMMENCING ANY WORK.  
ALL STRUCTURAL DRAWINGS TO BE READ IN CONJUNCTION WITH ARCHITECTURAL, CIVIL, FIRE, MECHANICAL & ELECTRICAL DRAWINGS

**PRELIMINARY**  
NOT FOR CONSTRUCTION

**DRAWING IN PROGRESS**

NOTES

REVISIONS



**OLD MUNICIPAL CHAMBERS**  
Repairs, Reconstruction & Restoration

Project  
**STAGED RESTORATION**

Sheet Name  
**EAST ELEVATION**

Scale	1:50 (1/2 SCALE @ A3)		
Design	TU	Verified	TU
Drawn	CG	Approved	TU
Project No.	0294	Issue Date	31 March 2017
Revision	A	Sheet No.	AS2.02

ARCHITECTURAL





DO NOT SCALE  
THE CONTRACTOR SHALL VERIFY ALL DIMENSIONS ON SITE PRIOR TO COMMENCING ANY WORK.  
ALL STRUCTURAL DRAWINGS TO BE READ IN CONJUNCTION WITH ARCHITECTURAL, CIVIL, FIRE, MECHANICAL & ELECTRICAL DRAWINGS

**PRELIMINARY**  
NOT FOR CONSTRUCTION

**DRAWING IN PROGRESS**

NOTES

REVISIONS



**OLD MUNICIPAL CHAMBERS**

Repairs, Reconstruction & Restoration

Project

**STAGED RESTORATION**

Sheet Name

**SOUTH ELEVATION**

Scale  
1:50 (1/2 SCALE @ A3)

Design	TU	Verified	TU
Drawn	CG	Approved	TU

Project No.	0294	Issue Date	31 March 2017
-------------	------	------------	---------------

Revision	A	Sheet No.	AS2.03
----------	---	-----------	--------

ARCHITECTURAL

SOUTH ELEVATION  
1:50



DO NOT SCALE  
THE CONTRACTOR SHALL VERIFY ALL DIMENSIONS ON SITE PRIOR TO COMMENCING ANY WORK.  
ALL STRUCTURAL DRAWINGS TO BE READ IN CONJUNCTION WITH ARCHITECTURAL, CIVIL, FIRE, MECHANICAL & ELECTRICAL DRAWINGS

**PRELIMINARY**  
NOT FOR CONSTRUCTION

**DRAWING IN PROGRESS**

NOTES

REVISIONS



**OLD MUNICIPAL CHAMBERS**  
Repairs, Reconstruction & Restoration

Project  
**STAGED RESTORATION**

Sheet Name  
**WEST ELEVATION**

Scale  
1:50 (1/2 SCALE @ A3)

Design	TU	Verified	TU
Drawn	CG	Approved	TU

Project No.	0294	Issue Date	31 March 2017
-------------	------	------------	---------------

Revision	A	Sheet No.	AS2.04
----------	---	-----------	--------

WEST ELEVATION  
1:50